

RIVER DELTA UNIFIED SCHOOL DISTRICT

Notice of a Regular Meeting of the Board of Trustees

By Order of the President of the Board of Trustees, this is a Call for the Regular Meeting of the Board of Trustees of the River Delta Unified School District to be held:

Isleton Elementary School • 412 Union Street, Isleton, CA

August 14, 2018 • Open Session 6:30pm

A copy of the full agenda (with backup documents but without confidential closed session items) is available for public review at the District Office, 445 Montezuma St., Rio Vista, California, at least 72 hours prior to the announced meeting of the Board of Trustees or online at <http://riverdelta.org> under the heading: Board of Trustees

REGULAR MEETING AGENDA

1. Call the Open Session to Order (@ 5:30 p.m.)
2. Roll Call
3. Review Closed Session Agenda (see attached agenda)
 - 3.1 Announce Closed Session Agenda
 - 3.2 Public Comment on Closed Session Agenda Items Only
4. Approve Closed Session Agenda and Adjourn to the **Closed Session** (@5:35 p.m.)

Motioned: _____ Second: _____ Time: _____

5. Reconvene to Open Session (@6:30 p.m.)
 - 5.1 Retake Roll Call
Member Fernandez ____; Member Olson ____; Member Riley ____; Member Donnelly ____;
Member Elliott ____; Member Maghoney ____; Member Bettencourt ____
 - 5.2 Pledge of Allegiance
6. Report of Action taken, if any, during the Closed Session (Government Code Section 54957.1) –
Board President Fernandez
 - 7.1 Closed Session action taken, if any.
7. Review and Approve the **Open Session** Agenda

Motioned: _____ Second: _____ Ayes: _____ Noes: _____ Absent: _____

8. Public Comment: **Anyone may address the Board at this time regarding any subject that is within the Board's subject-matter jurisdiction which is not on this night's agenda** [Government Code Section 54954.3 and Education Code Sections 35145.5 and 72121.5]. **However, please hold your comments on a specific agenda item on this agenda until it is brought up for discussion.** To address the Board, raise your hand and when you have been called on, please step up to the podium and state your name. However, **understand the Board may not take action on any item which is not actually listed on this agenda** (except as authorized by Government Code Section 54954.2). (BB9323) **Individual speakers shall be allowed three minutes to address the Board on any non-agendized item. The Board shall limit the total time for public presentation and input on all items to a maximum of 20 minutes.** With Board consent, the Board President may increase or decrease the time allowed for public comment, depending on the topic and the number of persons wishing to be heard and the overall length of the agenda. The Board President may take a poll of speakers for or against a particular issue and may ask that additional persons speak only if they have something new to add. (BB 9323) Anyone may appear at the Board meeting to testify in support of, or in opposition to, any item on this agenda being presented to the Board for consideration. {If you wish to have an item placed on the agenda for discussion and/or action by the Board, you must notify the Board Secretary/Superintendent in writing no later than ten working days prior to a regularly scheduled Board meeting requesting permission. After the Superintendent's Cabinet has met, you will be notified of their decision.}

9. **Reports, Presentations, Information**

- 9.1 Board Member(s) and Superintendent Report(s) and/or Presentation(s) –
 - 9.1.1 Board Members' report(s)
 - 9.1.2 Committee report(s)
 - 9.1.3 Superintendent Beno's report(s)
 - 9.1.3.1 Introduction of new Riverview Middle School Principal Marcy Rossi
 - 9.1.3.2 Recognition of the 2018-19 Teacher of the Year Christina Esperson
- 9.2 Business Services' Reports and/or Presentations on: Routine Restricted Maintenance, Deferred Maintenance, Maintenance and Operations, Transportation Department, Food Services Department, District Technology, and District Budget – Elizabeth Keema-Aston, Chief Business Officer, Craig Hamblin, Director of MOT
 - 9.2.1 Monthly Financial Report – Elizabeth Keema-Aston
 - 9.2.2 Maintenance, Operations & Transportation Update, Craig Hamblin, Director of MOT

- 9.3 Other – Education Services’ Reports and/or Presentation(s) -
 - 9.3.1 Williams' Settlement Public Notification regarding sufficiency of teachers, facilities, textbooks and instructional materials – Fourth Quarter (April - June) – Kathy Wright
 - 9.3.2 Presentation of the 2017-2018 California Healthy Kids Survey (CHKS) for the River Delta Unified School District – Kathy Wright
 - 9.3.3 Catapult Emergency Presentation – Vicky Turk

10. **Consent Calendar**

- 10.1 Approve Board Minutes
 - Regular Meeting of the Board, June 26, 2018
 - Special Meeting of the Board, July 27, 2018
- 10.2 Receive and Approve Monthly Personnel Reports
 - As of August 14, 2018
- 10.3 District’s Monthly Expenditure Report
 - June and July 2018
- 10.4 Request to approve the interim Reclassification Criteria for English Language Learners – Carrie Norris and Kathy Wright
- 10.5 Request to approve the Independent Contract for Services Agreement with Kings County Office of Education to provide support to the District for the state mandated California Longitudinal Pupil Achievement Data System (CALPADS) for the 2018-2019 school year, not to exceed \$3,000 from Educational Services Funding – Kathy Wright
- 10.6 Request to approve the Independent Contract with Center of Movement for the 2018-2019 school year at Isleton Elementary School to provide yoga and mindfulness for Pre-school through sixth grade students at a cost not to exceed \$6000. – Antonia Slagle
- 10.7 Request to approve the Professional Expert Agreement with Rhiann Eddy for the 2018-2019 school year at a cost not to exceed \$5,000 – Kathy Wright
- 10.8 Request to approve the Independent Contract for Services Agreement with the Center of Movement for the 2018-2019 school year at Riverview Middle School, at a cost not to exceed \$5,000 – Educational Services Funds – Kathy Wright
- 10.9 Request to approve the out of state travel for Delta High School’s FFA members and the FFA Advisor to attend the National FFA Convention in Indianapolis, Indiana from October 24-28, 2018 with an extended trip to Washington D.C. October 28-30, 2018 – Shanen Spears & Laura Uslan
- 10.10 Request to approve changes in the District’s Adopted Budget due to revisions in the Governor’s Budget (45 Day Revise) – Elizabeth Keema-Aston
- 10.11 Donations

Rio Vista High School – Joseph Turk Memorial Scholarship Fund

Ed and Linda DeMar

Motioned: _____ Second: _____ Ayes: ____ Noes: ____ Absent: _____

Action Items -- Individual speakers shall be allowed three minutes to address the Board on any agenda item. The Board shall limit the *total time* for public presentation and input on *all items* to a maximum of 20 minutes. With Board consent, the Board President may increase or decrease the time allowed for public comment, depending on the topic and the number of persons wishing to be heard and the overall length of the agenda. The Board President may take a poll of speakers for or against a particular issue and may ask that additional persons speak only if they have something new to add. (BB 9323) Anyone may appear at the Board meeting to testify in support of, or in opposition to, any item on this agenda being presented to the Board for consideration.

- 11. Request to approve the amended Phase 1 contract with Communication Strategies, Inc. not to exceed \$5,850 – One time funds - Elizabeth Keema-Aston

Motioned: _____ Second: _____ Ayes: ____ Noes: ____ Absent: _____

- 12. Request to approve the Actuarial Valuation of Post-Retirement Benefits (GASB 75) prepared by Nicolay Consulting – Elizabeth Keema-Aston

Motioned: _____ Second: _____ Ayes: ____ Noes: ____ Absent: _____

- 13. Request to approve Resolution #749 to establish Temporary Inter-Fund Transfers of Special or Restricted Monies for FY 2018-2019 – Elizabeth Keema-Aston

Motioned: _____ Second: _____

Roll Call Vote: Member Fernandez ____; Member Olson ____; Member Riley ____; Member Donnelly ____; Member Elliott ____; Member Bettencourt ____; Vote: _____

14. Request to approve Resolution #750 approving reasonable methods that may be used to verify student absences due to illness or quarantine – Don Beno

Motioned: _____ Second: _____

Roll Call Vote: Member Fernandez ___; Member Olson ___; Member Riley ___; Member Donnelly ___; Member Elliott ___; Member Bettencourt ___; Vote: _____

Motioned: _____ Second: _____ Ayes: _____ Noes: _____ Absent: _____

15. Re-Adjourn to continue Closed Session, if needed

16. Report of Action taken, if any, during continued Closed Session (Government Code Section 54957.1) – Board President Fernandez

17. Adjournment

Motioned: _____ Second: _____ Ayes: _____ Noes: _____ Absent: _____ Abstentions: _____ Time: _____

A copy of the full agenda (with backup documents but without confidential closed session items) is available for public review at the District Office, 445 Montezuma St., Rio Vista, California, or on the District's website <http://riverdelta.org> at least 72 hours prior to the announced meeting of the Board of Trustees. The full agenda is available at each school site.

Americans with Disabilities Act Compliance: Any and all requests for "...any disability-related modification or accommodation, including auxiliary aids or services..." needed to access our agendas or to participate in the public meetings, must be received in writing by the Superintendent's Office at 445 Montezuma Street, Rio Vista, CA 94571 at least annually before July 1 of each year -- or at least 5 calendar days prior to the individual meeting in question. All inquiries may be directed to the Superintendent's Office c/o Jennifer Gaston at (707) 374-1711.

AFFIDAVIT OF NOTICING AND POSTING:

I, Jennifer Gaston, Executive Assistant to the Board of Trustees, declare that a copy of this Regular Meeting Agenda/Notice was posted in the bulletin board in front of the District Office and that the Board of Trustees Members, District administrative offices and schools, the community libraries and the River News Herald were provided notice or caused to be provided notice via fax, e-mail and/or hand delivery on Friday, August 10, 2018, by or before 5:30 p.m.

By: *Jennifer Gaston* Jennifer Gaston, Executive Assistant, to the Superintendent.

ATTACHMENT

RIVER DELTA UNIFIED SCHOOL DISTRICT

Notice of a Regular Meeting of the Board of Trustees

By Order of the President of the Board of Trustees, this is a Call for the Regular Meeting of the Board of Trustees of the River Delta Unified School District to be held:

Isleton Elementary School • 412 Union Street, Isleton, CA
August 14, 2018

CLOSED SESSION

As provided by Government Code Section 54957, the Board is requested to meet in closed session for consideration of personnel appointment, employment, discipline, complaint, evaluation or dismissal [Government Code Section 54957], possible or pending litigation [Government Code 54956.9(a)(b)(c)], student discipline [Education Code Sections 49070 (c) and 76232 (c)], employee/employer negotiations [Government Code Section 3549.1 and 54957.6], or real property transactions [Government Code Section 54956.8].

A Closed Session will be held beginning at 5:35 p.m. on August 14, 2018, at the Isleton Elementary School, Isleton, California (which is prior to the full Open Session). Any formal action taken by the Board will be reported in the Open Session of this regular meeting of the Board of Trustees [Government Code Section 54957.1]. As needed, this Closed Session may be reconvened following the full Open Session. Any formal action taken by the Board will be reported in Open Session prior to adjournment.

4. CLOSED SESSION

- 4.1 Student Discipline [Education Code Sections 49070 (c) and 76232 (c)]. - Student Case# 1819-311-001 – Student Admission
4.2 Possible or Pending Litigation [Government Code 54956.9(a)(b)(c)]
Following Conference with Legal Counsel Following Conference with Legal Counsel (Parker & Covert, LLC; Girard, Edwards, Stevens & Tucker LLP) – Pending or Anticipated Litigation/Potential Case(s) Update(s)
4.2.1 Name(s) unspecified as disclosure would jeopardize the service of process and/or existing/possible settlement negotiations – One case.
4.3 Personnel Evaluation, Searches, Appointment, Employment, Complaint, Discipline, Dismissal, Non-reelects and Releases [Government Code Section 54957]

Following Conference with Legal Counsel (Girard, Edwards, Stevens & Tucker LLP):

Public Employee(s) Evaluation:

- 4.3.3 Certificated
4.3.4 Classified
4.3.5 Public Employee(s) Searches, Appointment, Employment conditions
4.3.6 Complaint, Discipline, Dismissal, Non-reelects, & Releases
4.3.7 Employee/Employer Negotiations [Government Code Section 3549.1 and 54957.6]
Following negotiation meetings any/all units.
4.3.7.1 RDUTA
4.3.7.2 CSEA

- 5. Adjourn to Open Session (@6:30 p.m.) Any formal action taken by the Board in the above items will be reported in Open Session of this regular meeting of the Board of Trustees [Government Code Section 54957.1]. The meeting may be reconvened as needed (i.e. following the end of Open Session).

Motioned: _____ Second: _____ Ayes: _____ Noes: _____ Absent: _____ Time: _____

BOARD OF TRUSTEES
RIVER DELTA UNIFIED SCHOOL DISTRICT
445 Montezuma Street
Rio Vista, CA 94571-1651



BOARD AGENDA BRIEFING

Meeting Date: August 14, 2018 Attachments: X

From: Elizabeth Keema-Aston, Chief Business Officer Item Number: 9.2.1

SUBJECT Monthly Financial Report Action: _____
Consent Action: _____
Information Only: X

Background:

Each month the Chief Business Officer prepares a monthly financial summary report, showing both budgeted and actual revenues and expenditures for each district fund for the prior month. The report includes: the percentage of the districts ending fund from the prior month, the percentage of the districts ending fund balance (reserves) at the end of the reported month.

This report does not include any encumbered expenditures.

Status:

Presenter: Elizabeth Keema-Aston, Chief Business Officer

Other People Who Might Be Present:

Cost &/or Funding Sources

Not Applicable

Recommendation:

That the Board receives the Monthly Financial report as submitted.

Time: 5 mins.

River Delta Unified School District
 2018-19 Working Budget vs. Actuals Report
 July 31, 2018

Working Budget					Actuals thru: 7/31/2018					
	Beginning Balance (A)	Net Income/ Contributions in (B)	Expense/ Contributions out (C)	Ending Balance (D)	YTD Income (E)	YTD Paid to Delta Charter (F)	YTD Net Revenue (G)	Percentage Received (H)	YTD Expense (I)	Percentage Spent (J)
								(G/B=H)		(I/C=J)
General Fund: (01)										
Unrestricted	-	17,061,188	16,789,718	271,470	443,546	187,129	256,417	1.50%	746,854	4.45%
Restricted	-	6,716,679	6,716,679	-	268,588		268,588	4.00%	102,676	1.53%
Combined	-	23,777,867	23,506,397	271,470	712,134	187,129	525,005	2.21%	849,530	3.61%
<i>Dry Period Financing</i>					-		-			
General Fund - Fund Balance %	1.15%	<i>Represents Ending Balances divided by Budget Expenses (D/C)</i>								
Other Funds										
Adult Ed. (11)	-	78,880	78,780	100	-		-	0.00%	11,628	14.76%
Child Development (12)	-	279,639	279,639	-	158		158	0.06%	22,133	7.91%
Cafeteria (13)	-	1,017,330	1,014,898	2,432	(69)		(69)	-0.01%	3,377	0.33%
Sp. Res-Other than Cap. Outlay (17)	-	900	-	900	-		-	0.00%	-	0.00%
Bond Fund (21)	-	38,600	27,400	11,200	-		-	0.00%	13,850	50.55%
Bond Fund- SFID #1 South (22)	-	12,000	12,000	-	-		-	0.00%	-	0.00%
Bond Fund - SFID #2 North (23)	-	12,000	12,000	-	-		-	0.00%	-	0.00%
Developer Fees (25)	-	734,876	252,476	482,400	63,448		63,448	8.63%	4,283	1.70%
County School Facilities (35)	-	-	-	-	-		-	0.00%	-	0.00%
Capital Projects (49)	-	11,125	11,125	-	-		-	0.00%	1,718	15.44%

Fund 13 negative revenue was a refund of prior year deposit (abatment).

BOARD OF TRUSTEES
RIVER DELTA UNIFIED SCHOOL DISTRICT
445 Montezuma Street
Rio Vista, CA 94571-1651

BOARD AGENDA BRIEFING

Meeting Date: 8-14-18
From: Craig Hamblin, Director of MOT

Attachments: ___X___

Item Number: _9.2.2_

SUBJECT Monthly M.O.T. Information Report

Action: _____
Consent Action: _____
Information Only: X

Background:

To provide a monthly update on the activities of the Maintenance, Operations & Transportation departments

Status:

See attached monthly report for the period of July 2018

Presenter

Craig Hamblin

Other People Who Might Be Present

Cost &/or Funding Sources

Recommendation:

That the Board receives this information

Time: ____5 mins.____

Maintenance, Operations & Transportation
Monthly Report for Board Meeting
August 14, 2018

Routine maintenance, repairs and custodial duties at all school sites and district office were completed. Other non-routine projects have been captured below.

Maintenance & Operations:

- **D.H. White Elementary School**
 - Made corrections from fire inspection punch list per Fire Marshall - \$347.03
 - Changed filters on Bldg. A, B, swamp cooler and blower on Tapella Center - \$326.25

- **Isleton Elementary School**
 - Changed filters and oiled shaft bearings - \$177.46
 - Transplanted 3 trees - \$124.35

- **Rio Vista High School**
 - Made corrections from fire inspection punch list per Fire Marshall - \$502.02
 - Removed vandals graffiti on E Bldg., one classroom in F Bldg. and sidewalks - \$2,341.21
 - Repaired and painted corner of concrete, painted door and trim on walk-in refrigerator - \$196.96
 - Replaced evaporator motor, high pressure switch and added Freon on outside freezer box - \$969.56
 - Repaired leak in 4" irrigation line going from F Bldg. to softball field - \$720.81
 - Re-routed and installed new conduit to run power and control cables to new control box to be mounted on wall by announcers table – \$321.69
 - Repaired ceiling in storage room on left side of stage - \$187.06
 - Painted theater stage - \$222.10
 - Repaired water leak on Special Ed portable - \$135.86

- **Riverview Middle School**
 - Replaced 2 doorstops and panic bar on doors into Gym; replaced panic hardware on one of two double doors in Main Bldg. - \$205.75

- **Transportation North**
 - Installed new radiator on T-35 – 485.09

BOARD OF TRUSTEES
RIVER DELTA UNIFIED SCHOOL DISTRICT
445 Montezuma Street
Rio Vista, CA 94571-1651



BOARD AGENDA BRIEFING

Meeting Date: August 14, 2018

Attachments: X

From: Kathy Wright, Director of Educational Services

Item Number: 9.3.1

SUBJECT:

Williams Settlement Public Notification regarding sufficiency of teachers, facilities, and textbook and instructional materials.

Action: _____
Consent Action: _____
Information Only: X

Background:

The Williams Settlement requires that all students have qualified teachers, appropriate instructional materials and that their schools be clean and safe. The settlement holds schools accountable for delivering these fundamental elements. Education Code 35186 BP 13124 also requires the district to provide quarterly reports regarding Williams Settlement compliance.

Status:

The district has received no complaints this quarter.

Presenter:

Kathy Wright, Director of Educational Services

Other People Who Might Be Present:

None

Cost &/or Funding Sources

No cost to the district

Recommendation:

That the board receives this item as fulfillment of Williams Settlement requirements.

Time: 4 minutes _____

Quarterly District Report: *Williams* Uniform Complaint Process (UCP)

Properly submitting this form to SCOE serves as your district's *Williams* UCP Quarterly Complaint Report per *Education Code* § 35186(d). All fields are required. (CAHSEE complaints no longer need to be reported on this form.)

SUBMITTER INFORMATION

Trisha Salomon	Secretary	707-374-1729
Name Person submitting form	Job Title	Phone Number Include area code
tsalomon@rdusd.org		
E-mail Address		

DISTRICT INFORMATION

River Delta U.S.D.	2017	Quarter 4 (April–June)
School District	Year Covered by This Report	Quarter Covered by This Report

COMPLAINTS

Sufficiency of Textbooks

Total Number of Textbook Complaints Enter 0 if none.	0
Number of Textbook Complaints <u>Resolved</u> Enter 0 if none.	0
Number of Textbook Complaints <u>Unresolved</u> Enter 0 if none.	0

Emergency School Facilities Issues

Total Number of Emergency Facilities Complaints Enter 0 if none.	0
Number of Emergency Facilities Complaints <u>Resolved</u> Enter 0 if none.	0
Number of Emergency Facilities Complaints <u>Unresolved</u> Enter 0 if none.	0

Vacancy or Misassignment of Teachers

Total Number of Vacancy/Misassignment Complaints Enter 0 if none.	0
Number of Vacancy/Misassignment Complaints <u>Resolved</u> Enter 0 if none.	0
Number of Vacancy/Misassignment Complaints <u>Unresolved</u> Enter 0 if none.	0

RESOLUTION OF COMPLAINTS

Briefly summarize the nature of complaints and how they were resolved.

Enter "N/A" if no complaints were received. If you need more space, enter "sent by e-mail" and send your summary to Cyndi Kroeck with your report.

REPORT INCLUDES ALL COMPLAINTS FOR THIS QUARTER

The number of UCP complaints (textbooks, facilities, and teachers categories) filed for the quarter being reported *MUST* be entered in this report. Please check the box below confirming this:



Includes All UCP Complaints

All UCP complaints for the indicated quarter are being reported—from my district office and all school sites in my district.

RETURN INSTRUCTIONS

After completing the form in its entirety, save the file and e-mail it to Cyndi Kroeck at the Sacramento County Office of Education (SCOE): ckroeck@scoe.net.

By submitting this form, you certify that the information is complete and accurate, and that you have verified the accuracy of the report information by contacting each school in your district. The report includes *ALL* UCP complaints in the above categories received at school sites in the district, plus the district office.

BOARD OF TRUSTEES
RIVER DELTA UNIFIED SCHOOL DISTRICT
445 Montezuma Street
Rio Vista, CA 94571-1651



BOARD AGENDA BRIEFING

Meeting Date: August 14, 2018

Attachments: ___x___

Item #: ___9.3.2___

From: Kathy Wright, Director of Educational Services

SUBJECT:

Presentation of the 2017-2018 California Healthy Kids Survey for the River Delta Unified School District.

Action: _____
Consent Action: _____
Information Only: _____ X

Background & Status:

The California Healthy Kids Survey is an anonymous, confidential survey of youth resiliency, protective factors and risk behaviors. It enables schools and communities to collect and analyze data regarding local youth health risks and behaviors, school connectedness, protective factors, and school violence. The CHKS is part of a comprehensive data-driven decision-making process on improving school climate and student learning environment for overall school improvements.

Presenter: Kathy Wright, Director of Educational Services

Cost &/or Funding Sources (be specific)

N/A

Recommendation:

That the Board receives this information.

Time: _____10 mins.____

CALIFORNIA SCHOOL STAFF SURVEY



River Delta Joint Unified 2017-2018 Main Report

This report was prepared by WestEd, a research, development, and service agency, in collaboration with Duerr Evaluation Resources, under contract from the California Department of Education Coordinated School Health and Safety Office. For contract information, contact:

Hilva Chan
California Department of Education
Coordinated School Health and Safety Office
1430 N Street
Sacramento, CA 95814
hchan@cde.ca.gov

Recommended citation:

River Delta Joint Unified School District. *California School Staff Survey, 2017-18: Main Report*. San Francisco: WestEd Health & Human Development Program for the California Department of Education.

Date prepared: 10 Apr 2018
CDS code: 34674130000000

Contents

	Page
List of Tables	iii
PREFACE	viii
Survey Module Administration	1
Section A. Core Module	2
1. Survey Sample	2
2. Summary of Key Survey Indicators	3
3. Demographics	4
4. Learning and Working Environment	6
Student Learning Environment	8
Staff Working Environment	10
General Staff Supports	13
Special Education Supports	14
Perceived School Safety	15
Facilities	16
Parent Involvement	16
5. Student Developmental Supports and Opportunities	18
Caring Relationships	19
High Expectations	20
Opportunities for Meaningful Participation	21
Career Pathways	22
6. Learning Conditions	23
Supports for Learning	25
Fair, Respectful, and Orderly Environment	25
Clarity of Rules and Expectations	27
Positive Peer Relations	28
Social Emotional Supports, Conflict Management, and Bullying Prevention	29
Respect for Diversity	33
7. Respect, Equity, and Cultural Sensitivity	34
Tolerance Among Students	35
Treating Students Fairly and Respectfully	35
Cultural Sensitivity	36
Instructional Equity	37

8. Learning Readiness and Engagement	38
Learning Motivation and Truancy	39
General Behavior	40
9. Student Health and Risk Behavior	41
Perceived Physical and Mental Health	42
Bullying and Fighting	43
Delinquency	43
Substance Use	45
10. Discipline and Counseling	46
11. Professional Development Needs	49
Instruction and School Environment	50
Addressing Needs of Diverse Populations	51
Providing Support Services	53
Section B. Learning Supports Module	54
1. Module Sample	54
2. Summary of Indicators	55
3. Discipline, Safety, and Behavior Management	57
4. Substance Use and Risk Behavior	60
5. Physical Health and Special Needs	62
6. Youth Development and Social-Emotional Supports	63
Section C. Special Education Supports Module	65
Section D. Military Connected Schools Module	66
Appendix	67

List of Tables

	Page
Survey Module Administration	1
1 CSSS Survey Modules Administered	1
Section A. Core Module	2
1. Survey Sample	2
A1.1 Core Module Sample	2
2. Summary of Key Survey Indicators	3
A2.1 Key Indicators of School Climate and Student Behavior	3
3. Demographics	4
A3.1 Role (Job) at School	4
A3.2 Special Population Service Providers	4
A3.3 Length of Employment at School	5
A3.4 Overall Length of Employment in Position	5
A3.5 Race/Ethnicity of Respondents	5
4. Learning and Working Environment	6
A4.1 Summary of Indicators for Positive Learning and Working Environment	6
A4.2 Summary of Indicators for Staff Collegiality and Sense of Mission	7
Student Learning Environment	8
A4.3 Learning Environment is Supportive and Inviting	8
A4.4 Sets High Standards for Academic Performance for All Students	8
A4.5 Promotes Academic Success for All Students	8
A4.6 Emphasizes Academic Help When Needed	9
A4.7 Teaches Lessons Relevant to Students	9
A4.8 Adults at School Ensure Safe and Supportive Environment	9
A4.9 School Uses Objective Data in Decision Making	10
Staff Working Environment	10
A4.10 Supportive and Inviting Place to Work	10
A4.11 Staff Feel Responsibility to Improve School	10
A4.12 Staff Support and Treat Each Other with Respect	11
A4.13 Promotes Staff Trust and Collegiality	11
A4.14 Staff Have Close Professional Relationships	11
A4.15 Staff Participate in Decision-Making	12
A4.16 Works to Minimize Paper Work	12
A4.17 Provides Adequate Benefits	12
General Staff Supports	13
A4.18 Provides Staff Resources and Training to Do Job Effectively	13
A4.19 Provides Relevant Paraprofessional Training	13

Special Education Supports	14
A4.20 Provides Resources and Training to Work with Special Education (IEP) Students . . .	14
A4.21 Provides Complete State Adopted Instructional Materials for Students with IEPs . . .	14
Perceived School Safety	15
A4.22 Safe Place for Students	15
A4.23 Safe Place for Staff	15
Facilities	16
A4.24 Clean and Well-Maintained Facilities and Property	16
Parent Involvement	16
A4.25 School Encourages Parent Involvement	16
A4.26 School Encourages Parental Partnership in Child’s Education	16
A4.27 Teachers Communicate with Parents about Academic Expectations	17
A4.28 Parents Feel Welcome to Participate at School	17
A4.29 School Staff Take Parents’ Concerns Seriously	17
5. Student Developmental Supports and Opportunities	18
A5.1 Summary of Indicators for Opportunities for Meaningful Student Participation	18
A5.2 Summary of Indicators for Positive Staff-Student Relationships and High Expectations	18
Caring Relationships	19
A5.3 Adults Really Care About All Students	19
A5.4 Adults Acknowledge and Pay Attention to Students	19
A5.5 Adults Listen to What Students Have to Say	19
High Expectations	20
A5.6 Adults Want All Students to Do Their Best	20
A5.7 Adults Believe Every Student Can Be a Success	20
A5.8 School Has High Expectations for All Students	20
Opportunities for Meaningful Participation	21
A5.9 Encourages Decision Opportunities for Students	21
A5.10 Gives Equal Opportunity for Classroom Participation	21
A5.11 Gives Equal Access to Extracurricular and Enrichment Activities	21
A5.12 Gives Opportunities to Make A Difference (Help Others)	22
Career Pathways	22
A5.13 Provides Students With Information or Experiences to Learn About Careers	22
6. Learning Conditions	23
A6.1 Summary of Indicators of School Learning Conditions	23
A6.1 Summary of Indicators of School Learning Conditions - Continued	24
Supports for Learning	25
A6.2 Supports for Learning at School	25

Fair, Respectful, and Orderly Environment	25
A6.3 Fair Environment at School	25
A6.4 Respectful and Orderly Environment at School	26
Clarity of Rules and Expectations	27
A6.5 Clarity of Rules and Expectations at School	27
Positive Peer Relations	28
A6.6 Positive Peer Relations at School	28
Social Emotional Supports, Conflict Management, and Bullying Prevention	29
A6.7 Social Emotional Supports at School	29
A6.8 Conflict Management at School	30
A6.9 Bullying Prevention at School	31
A6.9 Bullying Prevention at School - Continued	32
Respect for Diversity	33
A6.10 Respect for Diversity at School	33
7. Respect, Equity, and Cultural Sensitivity	34
A7.1 Summary of Indicators for Respect, Equity, and Cultural Sensitivity	34
Tolerance Among Students	35
A7.2 Fosters Appreciation for Student Diversity and Mutual Respect	35
A7.3 Racial/Ethnic Conflict Among Students is a Problem	35
Treating Students Fairly and Respectfully	35
A7.4 Staff Treat All Students Fairly	35
Cultural Sensitivity	36
A7.5 Students' Cultural Beliefs and Practices Respected	36
A7.6 Uses Culturally Relevant Instructional Materials	36
A7.7 Staff Examine Their Cultural Biases	36
Instructional Equity	37
A7.8 Closing the Achievement Gap is a High Priority	37
A7.9 Encourages Equity in Rigorous Course Enrollment	37
A7.10 Support Provided for Teaching Culturally and Linguistically Diverse Students	37
8. Learning Readiness and Engagement	38
A8.1 Summary of Indicators for Student Learning Readiness and Engagement	38
Learning Motivation and Truancy	39
A8.2 Students Are Motivated to Learn	39
A8.3 School Motivates Students to Learn	39
A8.4 Cutting Class or Truancy is a Problem	39

General Behavior	40
A8.5 Disruptive Student Behavior is a Problem	40
A8.6 Lack of Respect of Staff by Students is a Problem	40
9. Student Health and Risk Behavior	41
A9.1 Summary of Indicators for Student Physical and Mental Health	41
A9.2 Summary of Indicators for Student Risk Behavior	41
Perceived Physical and Mental Health	42
A9.3 Students Arrive at School Alert and Rested	42
A9.4 Students Are Healthy and Physically Fit	42
A9.5 Student Depression or Other Mental Health Issues are a Problem	42
Bullying and Fighting	43
A9.6 Harassment or Bullying Among Students is a Problem	43
A9.7 Physical Fighting Between Students is a Problem	43
Delinquency	43
A9.8 Vandalism (Including Graffiti) is a Problem	43
A9.9 Theft is a Problem	44
A9.10 Gang-Related Activity is a Problem	44
A9.11 Weapons Possession is a Problem	44
Substance Use	45
A9.12 Student Alcohol and Drug Use is a Problem	45
A9.13 Student Tobacco Use is a Problem	45
10. Discipline and Counseling	46
A10.1 Summary of Indicators for Discipline and Counseling	46
A10.2 Rule Clarity	47
A10.3 Handles Discipline Problems Fairly	47
A10.4 Provides Adequate Counseling and Support for Students	48
11. Professional Development Needs	49
A11.1 Summary of Indicators for Professional Development (PD) Needs	49
Instruction and School Environment	50
A11.2 Need PD in Meeting Academic Standards	50
A11.3 Need PD in Instructional Methods	50
A11.4 Need PD on Positive Behavior Support and Classroom Management	50
A11.5 Need PD in Creating a Positive School Climate	51
Addressing Needs of Diverse Populations	51
A11.6 Need PD on Working with Diverse Populations	51
A11.7 Need PD on Culturally Relevant Pedagogy	51
A11.8 Need PD on Serving English Language Learners	52

A11.9	Need PD on Closing the Achievement Gap	52
	Providing Support Services	53
A11.10	Need PD for Serving Special Education (IEP) Students	53
A11.11	Need PD on Meeting Social, Emotional, and Developmental Needs of Youth	53
Section B. Learning Supports Module		54
1.	Module Sample	54
B1.1	Learning Supports Module Sample	54
2.	Summary of Indicators	55
B2.1	Summary of Indicators of School Learning Supports	55
B2.1	Summary of Indicators of School Learning Supports - Continued	56
3.	Discipline, Safety, and Behavior Management	57
B3.1	Discipline Practice at School	57
B3.2	Supports for Safety at School	58
B3.3	Behavior Management at School	59
4.	Substance Use and Risk Behavior	60
B4.1	Substance Use Prevention	60
B4.1	Substance Use Prevention - Continued	61
5.	Physical Health and Special Needs	62
B5.1	Physical Health and Special Needs	62
6.	Youth Development and Social-Emotional Supports	63
B6.1	Youth Development and Social-Emotional Supports at School	63
B6.1	Youth Development and Social-Emotional Health at School – Continued	64
Section C. Special Education Supports Module (Not Administered)		65
Section D. Military Connected Schools Module (Not Administered)		66
Appendix		67

PREFACE

HYPERLINK FEATURE

The digital version of this report has been hyperlinked. Click on the title of a section or a table in the List of Tables and you will be automatically directed to the actual content section or table in the report.

This report provides the detailed results provided by teachers, administrators, and other school staff on each question in your 2017-18 administration of the *California School Staff Survey* (CSSS), presented in tables organized by topic.

The CSSS, along with its companion student and parent surveys—the *California Healthy Kids Survey* (CHKHS) and the *California School Parent Survey* (CSPS)—is a service of the California Department of Education (CDE). These three surveys form the *California School Climate, Health, and Learning Surveys* (CalSCHLS) System (see cal-schls.wested.org). CalSCHLS is the largest, most comprehensive effort in the nation to regularly assess students, staff, and parents at the local level to provide key data on school climate and safety, learning supports and barriers, and stakeholder engagement, as well as youth development, health, and well-being. Exhibit 1 presents the major school-related domains and constructs assessed by CalSCHLS.

These surveys grew out of CDE’s commitment to helping schools promote the successful cognitive, social, and emotional development of all students; create more positive, engaging school environments for students, staff, and parents; and ensure college and career readiness. They provide a wealth of information to guide school improvement and **Local Control and Accountability Plan** (LCAP) efforts, particularly in regard to the state priorities of enhancing school climate, pupil engagement, and parent involvement (download *Helpful Resources for Local Control and Accountability Plans*). For additional information and resources, visit the survey websites: csss.wested.org and cal-schls.wested.org.

Factsheets, guidebooks, and other resources to help in understanding and using CalSCHLS results are available for downloading from the survey websites. The California Safe and Supportive Schools website provides information and tools helpful in implementing effective strategies to address the needs identified by the survey (californiaS3.wested.org).

The CalSCHLS Technical Assistance Center offers a Data Workshop to help identify local needs and develop action plans to meet those needs, including a *Listening to Students Workshop* for involving student voice in the process (see below).

SURVEY PURPOSE

The CSSS was developed for CDE in 2004 to fulfill the requirement in the *No Child Left Behind Act* of 2001, Title IV, that schools conduct an anonymous teacher survey related to student drug use and violence. Recognizing the opportunity this requirement presented, CDE expanded the content to collect other data to guide school improvement efforts and to meet LCAP state priorities. Schools can also add questions of their own choosing to meet other local data needs. Because the results are anonymous and confidential, the survey provides staff with an opportunity to honestly communicate their perceptions about the school.

The CSSS grew out of CDE’s commitment to: (1) helping schools promote the successful cognitive, social, emotional, and physical development of all students; and (2) fostering positive school working

environments, particularly to help address the growing problem of low teacher retention. This CSSS report provides data on the degree to which staff perceive that their school has a learning and working environment that is safe, supportive, caring, collegial, challenging, and engaging, with norms and standards that encourage academic success. CSSS data enrich a school's ability to create a positive school climate that promotes quality teaching, school connectedness, academic achievement, and overall well-being among both students and staff.

SURVEY ADMINISTRATION AND SAMPLE

Schools are provided with detailed survey planning and administration instructions. CDE guidelines call for the CSSS to be administered online at the same time as the CHKS, among all staff in grades 5 and above.¹ Staff participation is totally voluntary, anonymous, and confidential. The tables in the Survey Sample and Demographics sections of this report provide the numbers of respondents who completed the core module; their roles at the school (e.g., teacher, administrator, counselor); the length of their employment at the school and in their positions; and their races/ethnicities. The number of respondents who completed each additional module is also provided at the beginning of the set of tables for that module.

SURVEY CONTENT OVERVIEW

The survey questions were selected with the assistance of an advisory committee to assess the key school climate variables that research and theory indicated are most associated with successful learning and teaching. Like most school climate surveys, it focuses on individual behaviors, patterns of communication and interactions, and professional and student supports.

Core Survey (Section A)

All staff answer the questions in the first part of the survey, which provides background information about the characteristics of the staff respondents who completed the survey and assesses the following main domains:

- How **supportive and inviting** the learning and working environment is in general;
- School **norms and standards** that promote achievement, including the rigor and relevance of instruction, and a shared sense of responsibility for school improvement;
- **Staff supports, professional respect, and collegiality** within the working environment, factors that surveys of California teachers have shown to be key to teacher retention;
- Staff and student **safety**;
- **Student developmental supports** in the school environment—caring staff/student relationships, high expectations, and opportunities for meaningful participation and decision-making—that resilience research has linked to school and life success;
- **Equity**, respect, and cultural sensitivity, which are particularly germane for closing the achievement gap;
- Student **behaviors that facilitate learning**, including the degree to which students are ready and motivated to learn and are well-behaved;

¹ In some instances, the survey is administered on paper.

- The level of **problems the school experiences** that are related to fourteen student behaviors or conditions (e.g., truancy, violence, bullying, substance use, mental health, and physical health);
- The nature, communication, and enforcement of rules and policies related to **discipline**; and
- Staff professional development needs.

The same questions asked of students in the CHKS School Climate Module are included in the CSSS so that staff and student results can be compared. These results are reported in Section 6 (Learning Conditions). The questions provide additional data on five key constructs:

- Supports for Learning;
- Discipline and Order;
- Social, Emotional, and Behavioral Supports;
- Positive Peer Relationships (anti-bullying related); and
- Respect for Diversity.

Learning Supports Module

The **Learning Supports Module** is designed to be answered only by staff who provide services or instruction related to health, prevention, discipline, safety, or counseling. These questions assess a school's programs, policies, supports, and services that address nonacademic barriers to learning and promote healthy youth development. The results can be compared to the level of student need as indicated by staff perceptions of problems (from the first section of the CSSS) and student report (from the CHKS).

Supplemental Modules

In addition, two supplementary modules are available that districts can elect to add to the survey. For information, call the toll-free CalSCHLS Helpline at 888.841.7536.

- The **Special Education Supports Module** consists of 12 questions designed to be answered only by staff who have responsibilities for teaching or providing related support services to students with Individualized Education Programs (IEPs). It provides data to better understand issues involving (1) effectively meeting the needs of students with IEPs, and (2) recruiting and retaining special education staff. Districts can request custom reports that compare CSSS results reported by staff who have special education responsibilities to those reported by other staff.
- The **Military Connected Schools Module** allows schools to gather the views of staff about their schools related to the educational and other needs of students who have parents connected to the military, in order to foster more military-friendly and supportive school climates.

THE REPORT

Results are provided in tables with data from all school levels assessed presented separately. The usual school levels are elementary (grades 1–6), middle (grades 7–8), high (grades 9–12), and nontraditional (ungraded, such as continuation high schools with 16 years being the earliest age of admittance).

The tables are organized into topical sections, as outlined in the Table of Contents. They provide the percentages of staff responding to each response option for each question. Percentages are rounded off to the nearest whole number. Summary tables at the beginning of the sections provide a quick overview to key indicators, with a reference to the table where the detailed results can be found.

Supplemental Reports

On request, custom reports can be prepared that disaggregate the survey data and compare the results based on the characteristics of respondents (e.g., race/ethnicity), job responsibilities (e.g., special education compared to general education staff), or based on how staff responded to a particular question (e.g., whether they agreed or disagreed that the school had a supportive and inviting learning environment).

UNDERSTANDING THE DATA

Among the tools available to help in understanding and using the survey results, especially for LCAP implementation and monitoring, *Making Sense of School Climate* provides a discussion of all the CalSCHLS survey items that relate to school climate (download californias3.wested.org/resources/S3_schoolclimateguidebook_final.pdf). You can also request a custom Data Workshop (see Next Steps below).

Care must be taken to fully understand the survey; the context within which the data were collected; and the factors that can impact the quality, validity, and generalizability of the results. The following are a few of the key issues that should be kept in mind.

Representativeness

Among the most important factors affecting the quality of survey results is the level of staff participation. The validity and representativeness of the results will be adversely affected if the staff response rate is lower than 70%. One indication of the survey's representativeness is how accurately the characteristics of the sample (see Section 3) reflect the characteristics of the staff as indicated by personnel records. Even if the response rate is low, the results provide an indication of what those staff who did respond felt about the school and their experiences and behavior. Strategies for increasing participation are discussed below.

Changes Between Surveys

Many factors besides real changes in behavior, attitudes, or experiences among staff may account for changes in results from administration to administration. Changes may be due to differences over time in the characteristics or size of the sample of staff who completed the survey, changes in the questions themselves, or differences between time periods in which the survey was administered.

Data Comparisons

Comparing results to other district, county, and state data provides a broader context with which to assess the local situation. This can help you determine whether local changes are unique or may be part of a broader trend. Ultimately, however, the most fundamental concern should be what the survey results say about your schools and what improvements need to be made. Results from all districts in the state that conducted the CSSS may be downloaded from the CSSS website: csss.wested.org/reports.

IMPROVING PARTICIPATION

One of the most important strategies for improving voluntary staff participation is raising awareness among staff of the value of the survey to the school and the value of staff perceptions to school improvement efforts. To that end, it is important that staff are informed about the results and any school improvement efforts that are undertaken in response. Staff must perceive that their voices are heard and valued.

RESOURCES

The CalSCHLS system contains numerous guidebooks and other resources for using and understanding survey results.

- *CHKS Guidebook to Data Use and Dissemination* provides step-by-step instructions on how to interpret survey results and effectively disseminate them (download chks.wested.org/resources/chks_guidebook_3_datause.pdf).
- CHKS and CSSS **factsheets** analyze key topics at the state level, show how data variables are related, and offer suggestions for how data can be analyzed at the local level.
- *Making Sense of School Climate* provides a discussion of all the CalSCHLS survey items that relate to school climate (download californias3.wested.org/resources/S3_school_climateguidebook_final.pdf).
- *Helpful Resources for Local Control and Accountability Plans* (chks.wested.org/resources/LCAP_Cal_SCHLS.pdf) describes how survey items align with LCAP priorities and indicators. Also available is an LCAP-related PowerPoint presentation (chks.wested.org/training-support/workshops-presentations).
- The *School Climate Connection Newsletter* provides monthly announcements of resources, tools, webinars and workshops, and research. Sign up on the CHKS or CaliforniaS3 websites.
- CDE's **California Safe and Supportive Schools** website (californias3.wested.org) contains a wealth of information and tools related to school climate improvement and social-emotional learning. It includes factsheets analyzing CalSCHLS data and *What Works Briefs* that provide guidance on strategies to implement.

NEXT STEPS

Receiving this report is a beginning step in the process of using data to improve school climate. The following describes further actions that you can take. This includes custom services that can be provided by the staff of the CalSCHLS Technical Assistance Center.

Request School Reports

If the schools in the district vary significantly in demographics, programs, or other characteristics, consider requesting individual reports for each school (a fee applies).

Compare with Other Data Sources

CSSS results will be enriched if analyzed in the context of data from the CHKS, CSPS, and other sources, particularly in the context of identifying consistent patterns or disconnects that need further exploration. Other data typically collected in effectiveness studies of school climate include numbers and kinds of discipline referrals, school demographic information, school vandalism costs, and behavioral observations in classrooms.

Engage Students, Staff, and Parents in Reviewing the Results and Action Planning

Discuss the results with students, staff, and parents to explore the meaning of the results in more depth, identify needs, and to obtain their input into how the school might better meet the needs identified. This is especially important because it communicates to staff that you value their input, and it may help improve participation in the next survey. CalSCHLS staff can provide information on conducting structured **Listening to Students Workshops** designed to explore with students, with staff and parent observers, the meaning of survey results and obtain their input on how to address the needs identified by the survey.

To assist in your review of the survey results, you can request the CalSCHLS TA Center to conduct a customized Data Workshop. In this workshop, a survey specialist works with district stakeholders to promote better understanding of the results and to identify local needs that need to be addressed. The workshops can also include engaging stakeholders in developing a detailed Action Plan and timetable for meeting those needs using evidence-based strategies. Ongoing coaching in implementing the plan is also available.

Conduct Additional Analyses of Dataset

The complete dataset is available electronically for additional analysis (there is a small fee for preparation). The dataset enables analyses of patterns in the results, how they are interrelated, and how they vary by different subgroups of staff and across schools within a district. You can also request an analysis by CalSCHLS staff as a custom service.

Add Questions to Your Next Surveys

Determine what additional information is needed from staff to guide school improvement efforts and add questions to your next CSSS or CHKS. Both surveys were designed so that schools can add additional questions to help them conduct a more individualized and comprehensive assessment.

For more information about workshops and technical assistance available from the CalSCHLS TA Center in understanding survey results and developing effective action plans to address identified needs, call the survey helpline (888.841.7536) or email schoolclimate@wested.org.

Exhibit 1

Major School-related Domains and Constructs Assessed by CalSCHLS Surveys

	Student Core	Student School Climate	Student Social Emotional Health	Staff Survey	Parent Survey
Student Well-Being					
Academic mindset			✓		
Academic motivation	✓	✓†		✓	✓
Academic performance	✓				
Alcohol, tobacco, and drug use	✓			✓	✓
Attendance	✓			✓	
Behavioral self-control			✓†		
Collaboration			✓		
Emotional self-regulation			✓†		
Empathy			✓		
Gratitude			✓		
Optimism			✓		
Perceived safety	✓			✓	✓
Persistence			✓		
Problem Solving			✓		
School connectedness	✓				
Self-awareness			✓†		
Self-efficacy			✓		
Social-emotional competencies and health			✓	✓	
Social emotional distress			✓†		
Violence and victimization (bullying)	✓			✓	✓
Zest			✓		
School Climate					
Academic rigor and norms				✓	✓
College and career supports		✓†		✓	✓
Family support			✓†		
High expectations	✓			✓	✓
Meaningful participation and decision-making	✓			✓	✓
Parent involvement	✓			✓	✓
Quality of physical environment	✓†	✓†		✓	✓
Relationships among staff				✓	
Relationships among students		✓†	✓	✓	✓
Relationships between students and staff	✓			✓	✓
Respect for diversity and cultural sensitivity		✓†		✓	✓
Teacher and other supports for learning	✓†	✓†		✓	✓
School Climate Improvement Practices					
Bullying prevention	✓†	✓†		✓	✓
Conflict resolution	✓†			✓	
Discipline and order (policies, enforcement)	✓†	✓†		✓	✓
Services and policies to address student needs				✓	
Social-emotional/behavioral supports	✓†	✓†		✓	✓
Staff supports				✓	

Notes: †Elementary student survey. ‡Secondary student surveyxiv

ACKNOWLEDGMENTS

The CSSS was developed, and this report was prepared, by WestEd, in collaboration with Duerr Evaluation Resources, under contract from the California Department of Education Coordinated School Health and Safety Office. For more information, call the toll-free helpline at 888.841.7536, or visit the website at csss.wested.org.

Gregory Austin, Ph.D.
Thomas Hanson, Ph.D.
CalSCHLS Co-Directors, WestEd

Tom Herman
Administrator, Coordinated School Health and Safety Office
California Department of Education

Survey Module Administration

Table 1

CSSS Survey Modules Administered

Survey Module	Administered
A. Core (Required)	X
B. Learning Supports	X
C. Special Education Supports	
D. Military Connected Schools	
Z. Custom Questions	

Section A. Core Module

1. Survey Sample

Table A1.1

Core Module Sample

	All	ES	MS	HS	NT ^A
Number of respondents	19	–	5	14	–

Notes: ^ANT includes continuation, community day, and other alternative school types. K-12 schools and Alternative Schools of Choice were classified into elementary, middle, or high schools based on grade-specific enrollment.

2. Summary of Key Survey Indicators

Table A2.1

Key Indicators of School Climate and Student Behavior

	All %	ES %	MS %	HS %	NT %	Table
Student Learning Environment						
Is a supportive and inviting place for students to learn [†]	50	–	20	62	–	A4.3
Sets high standards for academic performance for all [†]	28	–	20	31	–	A4.4
Believe every student can be a success [†]	50	–	40	54	–	A5.7
Encourages opportunities for students to decide things [†]	33	–	0	46	–	A5.9
Career pathways opportunities [†]	39	–	0	54	–	A5.13
Is welcoming to and facilitates parent involvement	61	–	60	62	–	A4.25
Staff Working Environment						
Is a supportive and inviting place for staff to work [†]	50	–	40	54	–	A4.10
Promotes trust and collegiality among staff [†]	50	–	60	46	–	A4.13
Promotes personnel participation in decision making [†]	39	–	20	46	–	A4.15
Safety						
Is a safe place for staff [†]	72	–	60	77	–	A4.23
Is a safe place for students [†]	72	–	60	77	–	A4.22
Has sufficient resources to create a safe campus [†]	0	–			–	B3.2
Student Discipline and Support						
Handles discipline problems fairly [†]	28	–	20	31	–	A10.3
Provides adequate counseling and support services [†]	22	–	20	23	–	A10.4
Emphasizes helping students with social, emotional, behavioral problems [†]	0	–			–	B6.1
Positive Relationships						
Really care about every student [†]	50	–	20	62	–	A5.3
Fosters an appreciation of student diversity and respect for each other [†]	44	–	40	46	–	A7.2
Has moderate/severe problem with harassment/bullying	50	–	100	27	–	A9.6
Student Behavior						
Students are motivated to learn [†]	6	–	0	8	–	A8.2
Cutting classes or being truant moderate/severe problem	19	–	0	27	–	A8.4
Alcohol and drug use moderate/severe problem	44	–	20	55	–	A9.12

Notes: Cells are empty if there are less than 5 respondents.

[†]Percent responding “Strongly Agree.”

3. Demographics

Table A3.1
Role (Job) at School

	All %	ES %	MS %	HS %	NT %
Teacher in grade 4 or below	0	–	0	0	–
Teacher in grade 5 or above	83	–	100	77	–
Special education teacher	17	–	0	23	–
Administrator	0	–	0	0	–
Prevention staff, nurse, or health aide	0	–	0	0	–
Counselor, psychologist	0	–	0	0	–
Police, resource officer, or safety personnel	0	–	0	0	–
Paraprofessional, teacher assistant, or instructional aide	0	–	0	0	–
Other certificated staff	0	–	0	0	–
Other classified staff	0	–	0	0	–
Other service provider	0	–	0	0	–

Question A.1: What is your role(s) at this school? (Mark All That Apply.)

Notes: Cells are empty if there are less than 5 respondents. Total percentages may exceed 100% for “mark all that apply” items.

Table A3.2
Special Population Service Providers

	All %	ES %	MS %	HS %	NT %
Migrant education	61	–	60	62	–
Special education	72	–	60	77	–
English language learners	89	–	100	85	–
None of the above	6	–	0	8	–

Question A.2: Do you provide services to the following types of students? (Mark All That Apply.)

Notes: Cells are empty if there are less than 5 respondents. Total percentages may exceed 100% for “mark all that apply” items.

Table A3.3***Length of Employment at School***

	All %	ES %	MS %	HS %	NT %
Less than 1 year	11	–	0	14	–
1 to 2 years	16	–	20	14	–
3 to 5 years	42	–	40	43	–
6 to 10 years	5	–	20	0	–
Over 10 years	26	–	20	29	–

Question A.3: How many years have you worked, in any position, at this school?

Note: Cells are empty if there are less than 5 respondents.

Table A3.4***Overall Length of Employment in Position***

	All %	ES %	MS %	HS %	NT %
Less than 1 year	0	–	0	0	–
1 to 2 years	21	–	0	29	–
3 to 5 years	37	–	20	43	–
6 to 10 years	11	–	40	0	–
Over 10 years	32	–	40	29	–

Question A.4: How many years have you worked at any school in your current position (e.g., teacher, counselor, administrator, food service)?

Note: Cells are empty if there are less than 5 respondents.

Table A3.5***Race/Ethnicity of Respondents***

	All %	ES %	MS %	HS %	NT %
African American (not Hispanic)	5	–	0	7	–
American Indian or Alaska Native	5	–	0	7	–
Asian or Pacific Islander	0	–	0	0	–
White (not Hispanic)	74	–	80	71	–
Hispanic or Latino/a	11	–	20	7	–
Other or Multi-ethnic	5	–	0	7	–

Question A.5: What is your race or ethnicity?

Note: Cells are empty if there are less than 5 respondents.

4. Learning and Working Environment

Table A4.1

Summary of Indicators for Positive Learning and Working Environment

This school...	Percent Responding "Strongly Agree"					Table
	All %	ES %	MS %	HS %	NT %	
Learning Environment						
Is a supportive and inviting place for students to learn	50	–	20	62	–	A4.3
Sets high standards for academic performance for all	28	–	20	31	–	A4.4
Promotes academic success for all students	50	–	60	46	–	A4.5
Emphasizes helping students academically	56	–	40	62	–	A4.6
Emphasizes teaching lessons in ways relevant to students	17	–	0	23	–	A4.7
Working Environment						
Is a supportive and inviting place for staff to work	50	–	40	54	–	A4.10
Promotes trust and collegiality among staff	50	–	60	46	–	A4.13
Promotes participation in school decision making	39	–	20	46	–	A4.15
Works to minimize paper work	28	–	0	38	–	A4.16
Provides adequate benefits to support cont. employment	6	–	0	8	–	A4.17
Provides the materials, resources, and training to do job effectively	28	–	20	31	–	A4.18
Provides relevant paraprofessional training	6	–	0	8	–	A4.19
Provides the materials, resources, and training to work with special education (IEP) students	22	–	0	31	–	A4.20
Provides complete state adopted instructional materials for students with IEPs	33	–	20	38	–	A4.21
Uses objective data in making school improv. decisions	44	–	0	62	–	A4.9
Safety, Facilities, and Parental Outreach						
Is a safe place for students	72	–	60	77	–	A4.22
Is a safe place for staff	72	–	60	77	–	A4.23
Has clean and well-maintained facilities and property	28	–	40	23	–	A4.24
Is welcoming to and facilitates parent involvement	61	–	60	62	–	A4.25
Encourages parents to be active partners in educating their child	39	–	20	46	–	A4.26

Notes: Cells are empty if there are less than 5 respondents.

Table A4.2

Summary of Indicators for Staff Collegiality and Sense of Mission

In this school, adults...	Percent Responding "Strongly Agree"					Table
	All %	ES %	MS %	HS %	NT %	
Have close professional relationships with one another	50	–	40	54	–	A4.14
Support and treat each other with respect	50	–	60	46	–	A4.12
Feel a responsibility to improve the school	50	–	40	54	–	A4.11
Work hard to ensure a safe and supportive learning environment	56	–	40	62	–	A4.8

Notes: Cells are empty if there are less than 5 respondents.

Student Learning Environment

Table A4.3

Learning Environment is Supportive and Inviting

	All %	ES %	MS %	HS %	NT %
Strongly agree	50	–	20	62	–
Agree	44	–	60	38	–
Disagree	6	–	20	0	–
Strongly disagree	0	–	0	0	–

Question A.6: This school is a supportive and inviting place for students to learn.

Note: Cells are empty if there are less than 5 respondents.

Table A4.4

Sets High Standards for Academic Performance for All Students

	All %	ES %	MS %	HS %	NT %
Strongly agree	28	–	20	31	–
Agree	67	–	60	69	–
Disagree	6	–	20	0	–
Strongly disagree	0	–	0	0	–

Question A.7: This school sets high standards for academic performance for all students.

Note: Cells are empty if there are less than 5 respondents.

Table A4.5

Promotes Academic Success for All Students

	All %	ES %	MS %	HS %	NT %
Strongly agree	50	–	60	46	–
Agree	44	–	20	54	–
Disagree	6	–	20	0	–
Strongly disagree	0	–	0	0	–

Question A.8: This school promotes academic success for all students.

Note: Cells are empty if there are less than 5 respondents.

Table A4.6***Emphasizes Academic Help When Needed***

	All %	ES %	MS %	HS %	NT %
Strongly agree	56	–	40	62	–
Agree	44	–	60	38	–
Disagree	0	–	0	0	–
Strongly disagree	0	–	0	0	–

Question A.9: This school emphasizes helping students academically when they need it.

Note: Cells are empty if there are less than 5 respondents.

Table A4.7***Teaches Lessons Relevant to Students***

	All %	ES %	MS %	HS %	NT %
Strongly agree	17	–	0	23	–
Agree	67	–	80	62	–
Disagree	17	–	20	15	–
Strongly disagree	0	–	0	0	–

Question A.11: This school emphasizes teaching lessons in ways relevant to students.

Note: Cells are empty if there are less than 5 respondents.

Table A4.8***Adults at School Ensure Safe and Supportive Environment***

	All %	ES %	MS %	HS %	NT %
Strongly agree	56	–	40	62	–
Agree	39	–	40	38	–
Disagree	6	–	20	0	–
Strongly disagree	0	–	0	0	–

Question A.42: In this school, adults... work hard to ensure a safe and supportive learning environment.

Note: Cells are empty if there are less than 5 respondents.

Table A4.9***School Uses Objective Data in Decision Making***

	All %	ES %	MS %	HS %	NT %
Strongly agree	44	–	0	62	–
Agree	44	–	100	23	–
Disagree	11	–	0	15	–
Strongly disagree	0	–	0	0	–

Question A.47: This school uses objective data such as surveys, truancy counts, and test scores in making school improvement decisions.

Note: Cells are empty if there are less than 5 respondents.

Staff Working Environment

Table A4.10***Supportive and Inviting Place to Work***

	All %	ES %	MS %	HS %	NT %
Strongly agree	50	–	40	54	–
Agree	50	–	60	46	–
Disagree	0	–	0	0	–
Strongly disagree	0	–	0	0	–

Question A.12: This school is a supportive and inviting place for staff to work.

Note: Cells are empty if there are less than 5 respondents.

Table A4.11***Staff Feel Responsibility to Improve School***

	All %	ES %	MS %	HS %	NT %
Strongly agree	50	–	40	54	–
Agree	50	–	60	46	–
Disagree	0	–	0	0	–
Strongly disagree	0	–	0	0	–

Question A.41: In this school, adults... feel a responsibility to improve this school.

Note: Cells are empty if there are less than 5 respondents.

Table A4.12***Staff Support and Treat Each Other with Respect***

	All %	ES %	MS %	HS %	NT %
Strongly agree	50	–	60	46	–
Agree	39	–	40	38	–
Disagree	11	–	0	15	–
Strongly disagree	0	–	0	0	–

Question A.40: In this school, adults... support and treat each other with respect.

Note: Cells are empty if there are less than 5 respondents.

Table A4.13***Promotes Staff Trust and Collegiality***

	All %	ES %	MS %	HS %	NT %
Strongly agree	50	–	60	46	–
Agree	44	–	40	46	–
Disagree	6	–	0	8	–
Strongly disagree	0	–	0	0	–

Question A.13: This school promotes trust and collegiality among staff.

Note: Cells are empty if there are less than 5 respondents.

Table A4.14***Staff Have Close Professional Relationships***

	All %	ES %	MS %	HS %	NT %
Strongly agree	50	–	40	54	–
Agree	28	–	60	15	–
Disagree	22	–	0	31	–
Strongly disagree	0	–	0	0	–

Question A.39: In this school, adults... have close professional relationships with one another.

Note: Cells are empty if there are less than 5 respondents.

Table A4.15***Staff Participate in Decision-Making***

	All %	ES %	MS %	HS %	NT %
Strongly agree	39	–	20	46	–
Agree	50	–	80	38	–
Disagree	11	–	0	15	–
Strongly disagree	0	–	0	0	–

Question A.43: This school promotes personnel participation in decision-making that affects school practices and policies.

Note: Cells are empty if there are less than 5 respondents.

Table A4.16***Works to Minimize Paper Work***

	All %	ES %	MS %	HS %	NT %
Strongly agree	28	–	0	38	–
Agree	39	–	60	31	–
Disagree	33	–	40	31	–
Strongly disagree	0	–	0	0	–

Question A.48: This school takes steps to minimize paper work.

Note: Cells are empty if there are less than 5 respondents.

Table A4.17***Provides Adequate Benefits***

	All %	ES %	MS %	HS %	NT %
Strongly agree	6	–	0	8	–
Agree	11	–	20	8	–
Disagree	50	–	40	54	–
Strongly disagree	33	–	40	31	–

Question A.49: This school provides adequate benefits (e.g., salary, fringe benefits, and retirement options) to support my continued employment.

Note: Cells are empty if there are less than 5 respondents.

General Staff Supports

Table A4.18

Provides Staff Resources and Training to Do Job Effectively

	All %	ES %	MS %	HS %	NT %
Strongly agree	28	–	20	31	–
Agree	61	–	80	54	–
Disagree	11	–	0	15	–
Strongly disagree	0	–	0	0	–

Question A.14: This school provides the materials, resources, and training (professional development) needed to do your job effectively.

Note: Cells are empty if there are less than 5 respondents.

Table A4.19

Provides Relevant Paraprofessional Training

	All %	ES %	MS %	HS %	NT %
Strongly agree	6	–	0	8	–
Agree	61	–	60	62	–
Disagree	33	–	40	31	–
Strongly disagree	0	–	0	0	–

Question A.50: This school provides relevant training for paraprofessionals.

Note: Cells are empty if there are less than 5 respondents.

Special Education Supports

Table A4.20

Provides Resources and Training Needed to Work with Special Education (IEP) Students

	All %	ES %	MS %	HS %	NT %
Strongly agree	22	–	0	31	–
Agree	50	–	60	46	–
Disagree	28	–	40	23	–
Strongly disagree	0	–	0	0	–

Question A.15: This school provides the materials, resources, and training (professional development) needed to work with special education (IEP) students.

Note: Cells are empty if there are less than 5 respondents.

Table A4.21

Provides Complete State Adopted Instructional Materials for Students with IEPs

	All %	ES %	MS %	HS %	NT %
Strongly agree	33	–	20	38	–
Agree	50	–	80	38	–
Disagree	6	–	0	8	–
Strongly disagree	11	–	0	15	–

Question A.51: This school provides complete state adopted instructional materials for students with IEPs.

Note: Cells are empty if there are less than 5 respondents.

Perceived School Safety

Table A4.22

Safe Place for Students

	All %	ES %	MS %	HS %	NT %
Strongly agree	72	–	60	77	–
Agree	22	–	20	23	–
Disagree	6	–	20	0	–
Strongly disagree	0	–	0	0	–

Question A.29: This school is a safe place for students.

Note: Cells are empty if there are less than 5 respondents.

Table A4.23

Safe Place for Staff

	All %	ES %	MS %	HS %	NT %
Strongly agree	72	–	60	77	–
Agree	28	–	40	23	–
Disagree	0	–	0	0	–
Strongly disagree	0	–	0	0	–

Question A.30: This school is a safe place for staff.

Note: Cells are empty if there are less than 5 respondents.

Facilities

Table A4.24

Clean and Well-Maintained Facilities and Property

	All %	ES %	MS %	HS %	NT %
Strongly agree	28	–	40	23	–
Agree	39	–	20	46	–
Disagree	33	–	40	31	–
Strongly disagree	0	–	0	0	–

Question A.32: This school has clean and well-maintained facilities and property.

Note: Cells are empty if there are less than 5 respondents.

Parent Involvement

Table A4.25

School Encourages Parent Involvement

	All %	ES %	MS %	HS %	NT %
Strongly agree	61	–	60	62	–
Agree	39	–	40	38	–
Disagree	0	–	0	0	–
Strongly disagree	0	–	0	0	–

Question A.31: This school is welcoming to and facilitates parent involvement.

Note: Cells are empty if there are less than 5 respondents.

Table A4.26

School Encourages Parental Partnership in Child's Education

	All %	ES %	MS %	HS %	NT %
Strongly agree	39	–	20	46	–
Agree	56	–	60	54	–
Disagree	6	–	20	0	–
Strongly disagree	0	–	0	0	–

Question A.46: This school encourages parents to be active partners in educating their child.

Note: Cells are empty if there are less than 5 respondents.

Table A4.27***Teachers Communicate with Parents about Academic Expectations***

	All %	ES %	MS %	HS %	NT %
Strongly agree	24	–	0	33	–
Agree	65	–	80	58	–
Disagree	12	–	20	8	–
Strongly disagree	0	–	0	0	–

Question A.87: Teachers at this school communicate with parents about what their children are expected to learn in class.

Note: Cells are empty if there are less than 5 respondents.

Table A4.28***Parents Feel Welcome to Participate at School***

	All %	ES %	MS %	HS %	NT %
Strongly agree	29	–	20	33	–
Agree	71	–	80	67	–
Disagree	0	–	0	0	–
Strongly disagree	0	–	0	0	–

Question A.88: Parents feel welcome to participate at this school.

Note: Cells are empty if there are less than 5 respondents.

Table A4.29***School Staff Take Parents' Concerns Seriously***

	All %	ES %	MS %	HS %	NT %
Strongly agree	41	–	40	42	–
Agree	53	–	40	58	–
Disagree	6	–	20	0	–
Strongly disagree	0	–	0	0	–

Question A.89: School staff take parents' concerns seriously.

Note: Cells are empty if there are less than 5 respondents.

5. Student Developmental Supports and Opportunities

Table A5.1

Summary of Indicators for Opportunities for Meaningful Student Participation

This school provides/encourages students...	Percent Responding "Strongly Agree"					Table
	All %	ES %	MS %	HS %	NT %	
Opportunities to decide things	33	–	0	46	–	A5.9
Equal opportunity for classroom participation	50	–	20	62	–	A5.10
Equal opportunity to participate in extracurricular and enrichment activities	50	–	20	62	–	A5.11
Opportunities to make a difference (help others)	39	–	0	54	–	A5.12

Notes: Cells are empty if there are less than 5 respondents.

Table A5.2

Summary of Indicators for Positive Staff-Student Relationships and High Expectations

In this school, adults...	Percent Responding "Strongly Agree"					Table
	All %	ES %	MS %	HS %	NT %	
Caring Relationships						
Really care about every student	50	–	20	62	–	A5.3
Acknowledge and pay attention to students	61	–	20	77	–	A5.4
Listen to what students have to say	50	–	20	62	–	A5.5
High Expectations						
Want every student to do their best	61	–	40	69	–	A5.6
Believe every student can be a success	50	–	40	54	–	A5.7

Notes: Cells are empty if there are less than 5 respondents.

Caring Relationships

Table A5.3

Adults Really Care About All Students

	All %	ES %	MS %	HS %	NT %
Strongly agree	50	–	20	62	–
Agree	44	–	60	38	–
Disagree	6	–	20	0	–
Strongly disagree	0	–	0	0	–

Question A.33: In this school, adults... really care about every student.

Note: Cells are empty if there are less than 5 respondents.

Table A5.4

Adults Acknowledge and Pay Attention to Students

	All %	ES %	MS %	HS %	NT %
Strongly agree	61	–	20	77	–
Agree	39	–	80	23	–
Disagree	0	–	0	0	–
Strongly disagree	0	–	0	0	–

Question A.34: In this school, adults... acknowledge and pay attention to students.

Note: Cells are empty if there are less than 5 respondents.

Table A5.5

Adults Listen to What Students Have to Say

	All %	ES %	MS %	HS %	NT %
Strongly agree	50	–	20	62	–
Agree	39	–	60	31	–
Disagree	11	–	20	8	–
Strongly disagree	0	–	0	0	–

Question A.36: In this school, adults... listen to what students have to say.

Note: Cells are empty if there are less than 5 respondents.

High Expectations

Table A5.6

Adults Want All Students to Do Their Best

	All %	ES %	MS %	HS %	NT %
Strongly agree	61	–	40	69	–
Agree	33	–	40	31	–
Disagree	6	–	20	0	–
Strongly disagree	0	–	0	0	–

Question A.35: In this school, adults... want every student to do their best.

Note: Cells are empty if there are less than 5 respondents.

Table A5.7

Adults Believe Every Student Can Be a Success

	All %	ES %	MS %	HS %	NT %
Strongly agree	50	–	40	54	–
Agree	33	–	40	31	–
Disagree	17	–	20	15	–
Strongly disagree	0	–	0	0	–

Question A.37: In this school, adults... believe that every student can be a success.

Note: Cells are empty if there are less than 5 respondents.

Table A5.8

School Has High Expectations for All Students

	All %	ES %	MS %	HS %	NT %
Strongly agree	56	–	40	62	–
Agree	44	–	60	38	–
Disagree	0	–	0	0	–
Strongly disagree	0	–	0	0	–

Question A.24: This school... has high expectations for all students, regardless of their race, ethnicity, or nationality.

Note: Cells are empty if there are less than 5 respondents.

Opportunities for Meaningful Participation

Table A5.9

Encourages Decision Opportunities for Students

	All %	ES %	MS %	HS %	NT %
Strongly agree	33	–	0	46	–
Agree	28	–	60	15	–
Disagree	39	–	40	38	–
Strongly disagree	0	–	0	0	–

Question A.16: This school encourages opportunities for students to decide things like class activities or rules.

Note: Cells are empty if there are less than 5 respondents.

Table A5.10

Gives Equal Opportunity for Classroom Participation

	All %	ES %	MS %	HS %	NT %
Strongly agree	50	–	20	62	–
Agree	39	–	60	31	–
Disagree	11	–	20	8	–
Strongly disagree	0	–	0	0	–

Question A.17: This school gives all students equal opportunity to participate in classroom discussions or activities.

Note: Cells are empty if there are less than 5 respondents.

Table A5.11

Gives Equal Access to Extracurricular and Enrichment Activities

	All %	ES %	MS %	HS %	NT %
Strongly agree	50	–	20	62	–
Agree	28	–	40	23	–
Disagree	17	–	40	8	–
Strongly disagree	6	–	0	8	–

Question A.18: This school gives all students equal opportunity to participate in numerous extracurricular and enrichment activities.

Note: Cells are empty if there are less than 5 respondents.

Table A5.12

Gives Opportunities to Make A Difference (Help Others)

	All %	ES %	MS %	HS %	NT %
Strongly agree	39	–	0	54	–
Agree	56	–	100	38	–
Disagree	0	–	0	0	–
Strongly disagree	6	–	0	8	–

Question A.19: This school gives students opportunities to “make a difference” by helping other people, the school, or the community (e.g., service learning).

Note: Cells are empty if there are less than 5 respondents.

Career Pathways

Table A5.13

Provides Students With Information or Experiences to Learn About Careers

	All %	ES %	MS %	HS %	NT %
Strongly agree	39	–	0	54	–
Agree	33	–	40	31	–
Disagree	22	–	40	15	–
Strongly disagree	6	–	20	0	–

Question A.52: This school provides students with career pathways, internships, industry-informed projects, or other intensive, first-hand experiences to learn about careers.

Note: Cells are empty if there are less than 5 respondents.

6. Learning Conditions

Table A6.1

Summary of Indicators of School Learning Conditions

	Percent Responding "Strongly Agree"					Table
	All %	ES %	MS %	HS %	NT %	
Learning Supports						
Teachers go out of their way to help students	35	–	20	42	–	A6.2
Fair, Respectful and Orderly Environment						
Adults at this school treat all students with respect	29	–	20	33	–	A6.3
The school rules are fair	35	–	40	33	–	A6.3
Students in this school are well-behaved	18	–	20	17	–	A6.4
The rules in the school are too strict	0	–	0	0	–	A6.4
It is easy for students to get kicked out of class or get suspended	0	–	0	0	–	A6.4
Students get in trouble for breaking small rules	6	–	20	0	–	A6.4
Teachers are very strict here	0	–	0	0	–	A6.4
Clarity of Rules and Expectations						
Rules in this school are made clear to students	35	–	40	33	–	A6.5
Students know what the rules are	35	–	40	33	–	A6.5
This school makes it clear how students are expected to act	29	–	40	25	–	A6.5
Positive Peer Relations						
Students enjoy spending time together during school activities	22	–	20	23	–	A6.6
Students care about one another	22	–	20	23	–	A6.6
Students treat each other with respect	6	–	0	8	–	A6.6
Students get along well with one another	6	–	0	8	–	A6.6

Notes: Cells are empty if there are less than 5 respondents.

Table A6.1

Summary of Indicators of School Learning Conditions - Continued

	Percent Responding "Strongly Agree"					Table
	All %	ES %	MS %	HS %	NT %	
Social Emotional Supports, Conflict Management, and Bullying Prevention						
This school encourages students to feel responsible for how they act	6	–	20	0	–	A6.7
Students are often given rewards for being good	28	–	0	38	–	A6.7
This school encourages students to understand how others think and feel	29	–	20	33	–	A6.7
Students are taught that they can control their own behavior	18	–	20	17	–	A6.7
This school helps students resolve conflicts with one another	12	–	0	17	–	A6.8
This school encourages students to care about how others feel	18	–	0	25	–	A6.8
Teachers here make it clear to students that bullying is not tolerated	50	–	60	46	–	A6.9
If a student was bullied, he or she would tell a teachers or staff at school	24	–		23	–	A6.9
Students tell teachers when other students are being bullied	17	–	20	15	–	A6.9
If a student tells teacher that someone is bullying her/him, the teacher will do something to help	50	–	60	46	–	A6.9
Students here try to stop bullying when they see it happening	17	–	0	23	–	A6.9
Respect for Diversity						
There is a lot of tension between people of different cultures, races, or ethnicities	6	–	0	8	–	A6.10
Students respect each others' differences	11	–	0	15	–	A6.10
Adults in school respect differences in students	33	–	20	38	–	A6.10
Teachers show that it is important for students of different races and cultures to get along with each other	28	–	20	31	–	A6.10

Notes: Cells are empty if there are less than 5 respondents.

Supports for Learning

Table A6.2

Supports for Learning at School

	All %	ES %	MS %	HS %	NT %
Teachers go out of their way to help students.					
Strongly agree	35	–	20	42	–
Agree	65	–	80	58	–
Disagree	0	–	0	0	–
Strongly disagree	0	–	0	0	–

Question A.75: Teachers go out of their way to help students.

Note: Cells are empty if there are less than 5 respondents.

Fair, Respectful, and Orderly Environment

Table A6.3

Fair Environment at School

	All %	ES %	MS %	HS %	NT %
Adults at this school treat all students with respect.					
Strongly agree	29	–	20	33	–
Agree	59	–	60	58	–
Disagree	6	–	0	8	–
Strongly disagree	6	–	20	0	–
The school rules are fair.					
Strongly agree	35	–	40	33	–
Agree	59	–	40	67	–
Disagree	6	–	20	0	–
Strongly disagree	0	–	0	0	–

Question A.76, 77: Adults at this school treat all students with respect... The school rules are fair.

Note: Cells are empty if there are less than 5 respondents.

Table A6.4***Respectful and Orderly Environment at School***

	All %	ES %	MS %	HS %	NT %
Students in this school are well-behaved.					
Strongly agree	18	–	20	17	–
Agree	71	–	60	75	–
Disagree	12	–	20	8	–
Strongly disagree	0	–	0	0	–
The rules in the school are too strict.					
Strongly agree	0	–	0	0	–
Agree	6	–	20	0	–
Disagree	71	–	40	83	–
Strongly disagree	24	–	40	17	–
It is easy for students to get kicked out of class or get suspended.					
Strongly agree	0	–	0	0	–
Agree	18	–	20	17	–
Disagree	59	–	40	67	–
Strongly disagree	24	–	40	17	–
Students get in trouble for breaking small rules.					
Strongly agree	6	–	20	0	–
Agree	29	–	40	25	–
Disagree	59	–	40	67	–
Strongly disagree	6	–	0	8	–
Teachers are very strict here.					
Strongly agree	0	–	0	0	–
Agree	6	–	20	0	–
Disagree	94	–	80	100	–
Strongly disagree	0	–	0	0	–

Question A.78-82: Students in this school are well-behaved... The rules in the school are too strict... It is easy for students to get kicked out of class or get suspended... Students get in trouble for breaking small rules... Teachers are very strict here.

Note: Cells are empty if there are less than 5 respondents.

Clarity of Rules and Expectations

Table A6.5
Clarity of Rules and Expectations at School

	All %	ES %	MS %	HS %	NT %
Rules in this school are made clear to students.					
Strongly agree	35	–	40	33	–
Agree	53	–	40	58	–
Disagree	12	–	20	8	–
Strongly disagree	0	–	0	0	–
Students know what the rules are.					
Strongly agree	35	–	40	33	–
Agree	53	–	40	58	–
Disagree	12	–	20	8	–
Strongly disagree	0	–	0	0	–
This school makes it clear how students are expected to act.					
Strongly agree	29	–	40	25	–
Agree	65	–	40	75	–
Disagree	6	–	20	0	–
Strongly disagree	0	–	0	0	–

Question A.83, 85, 86: Rules in this school are made clear to students... Students know what the rules are... This school makes it clear how students are expected to act.

Note: Cells are empty if there are less than 5 respondents.

Positive Peer Relations

Table A6.6

Positive Peer Relations at School

	All %	ES %	MS %	HS %	NT %
Students enjoy spending time together during school activities.					
Strongly agree	22	–	20	23	–
Agree	78	–	80	77	–
Disagree	0	–	0	0	–
Strongly disagree	0	–	0	0	–
Students care about one another.					
Strongly agree	22	–	20	23	–
Agree	78	–	80	77	–
Disagree	0	–	0	0	–
Strongly disagree	0	–	0	0	–
Students treat each other with respect.					
Strongly agree	6	–	0	8	–
Agree	67	–	40	77	–
Disagree	28	–	60	15	–
Strongly disagree	0	–	0	0	–
Students get along well with one another.					
Strongly agree	6	–	0	8	–
Agree	89	–	80	92	–
Disagree	6	–	20	0	–
Strongly disagree	0	–	0	0	–

Question A.65-68: Students enjoy spending time together during school activities... Students care about one another... Students treat each other with respect... Students get along well with one another.

Note: Cells are empty if there are less than 5 respondents.

Social Emotional Supports, Conflict Management, and Bullying Prevention

Table A6.7
Social Emotional Supports at School

	All %	ES %	MS %	HS %	NT %
This school encourages students to feel responsible for how they act.					
Strongly agree	6	–	20	0	–
Agree	94	–	80	100	–
Disagree	0	–	0	0	–
Strongly disagree	0	–	0	0	–
Students are often given rewards for being good.					
Strongly agree	28	–	0	38	–
Agree	61	–	100	46	–
Disagree	11	–	0	15	–
Strongly disagree	0	–	0	0	–
This school encourages students to understand how others think and feel.					
Strongly agree	29	–	20	33	–
Agree	59	–	60	58	–
Disagree	6	–	0	8	–
Strongly disagree	6	–	20	0	–
Students are taught that they can control their own behavior.					
Strongly agree	18	–	20	17	–
Agree	71	–	60	75	–
Disagree	12	–	20	8	–
Strongly disagree	0	–	0	0	–

Question A.69-72: This school encourages students to feel responsible for how they act... Students are often given rewards for being good... This school encourages students to understand how others think and feel... Students are taught that they can control their own behavior.

Note: Cells are empty if there are less than 5 respondents.

Table A6.8***Conflict Management at School***

	All %	ES %	MS %	HS %	NT %
This school helps students resolve conflicts with one another.					
Strongly agree	12	–	0	17	–
Agree	71	–	80	67	–
Disagree	18	–	20	17	–
Strongly disagree	0	–	0	0	–
This school encourages students to care about how others feel.					
Strongly agree	18	–	0	25	–
Agree	76	–	80	75	–
Disagree	6	–	20	0	–
Strongly disagree	0	–	0	0	–

Question A.73, 74: This school helps students resolve conflicts with one another.. This school encourages students to care about how others feel.

Note: Cells are empty if there are less than 5 respondents.

Table A6.9

Bullying Prevention at School

	All %	ES %	MS %	HS %	NT %
Teachers here make it clear to students that bullying is not tolerated.					
Strongly agree	50	–	60	46	–
Agree	44	–	20	54	–
Disagree	6	–	20	0	–
Strongly disagree	0	–	0	0	–
If a student was bullied, he or she would tell one of the teachers or staff at school.					
Strongly agree	24	–		23	–
Agree	41	–		46	–
Disagree	35	–		31	–
Strongly disagree	0	–		0	–
Students tell teachers when other students are being bullied.					
Strongly agree	17	–	20	15	–
Agree	67	–	80	62	–
Disagree	17	–	0	23	–
Strongly disagree	0	–	0	0	–

Question A.53-55: Teachers here make it clear to students that bullying is not tolerated... If a student was bullied, he or she would tell one of the teachers or staff at school... Students tell teachers when other students are being bullied.

Note: Cells are empty if there are less than 5 respondents.

Table A6.9

Bullying Prevention at School - Continued

	All %	ES %	MS %	HS %	NT %
If a student tells teacher that someone is bullying her/him, the teacher will do something to help.					
Strongly agree	50	–	60	46	–
Agree	50	–	40	54	–
Disagree	0	–	0	0	–
Strongly disagree	0	–	0	0	–
Students here try to stop bullying when they see it happening.					
Strongly agree	17	–	0	23	–
Agree	50	–	80	38	–
Disagree	28	–	0	38	–
Strongly disagree	6	–	20	0	–

Question A.56, 57: If a student tells a teacher that someone is bullying her or him, the teacher will do something to help... Students here try to stop bullying when they see it happening.

Note: Cells are empty if there are less than 5 respondents.

Respect for Diversity

Table A6.10
Respect for Diversity at School

	All %	ES %	MS %	HS %	NT %
There is a lot of tension between people of different cultures, races, or ethnicities.					
Strongly agree	6	–	0	8	–
Agree	17	–	40	8	–
Disagree	67	–	40	77	–
Strongly disagree	11	–	20	8	–
Students respect each others' differences.					
Strongly agree	11	–	0	15	–
Agree	72	–	60	77	–
Disagree	17	–	40	8	–
Strongly disagree	0	–	0	0	–
Adults in school respect differences in students.					
Strongly agree	33	–	20	38	–
Agree	67	–	80	62	–
Disagree	0	–	0	0	–
Strongly disagree	0	–	0	0	–
Teachers show that it is important for students of different races and cultures to get along with each other.					
Strongly agree	28	–	20	31	–
Agree	72	–	80	69	–
Disagree	0	–	0	0	–
Strongly disagree	0	–	0	0	–

Question A.58-61: There is a lot of tension in this school between people of different cultures, races, or ethnicities... Students in this school respect each other's differences (e.g., gender, race, culture, sexual orientation)... Adults in this school respect differences in students (e.g., gender, race, culture, sexual orientation)... Teachers show that they think it is important for students of different races and cultures at this school to get along with each other.

Note: Cells are empty if there are less than 5 respondents.

7. Respect, Equity, and Cultural Sensitivity

Table A7.1

Summary of Indicators for Respect, Equity, and Cultural Sensitivity

	All %	ES %	MS %	HS %	NT %	Table
Fosters an appreciation of student diversity and respect for each other [†]	44	–	40	46	–	A7.2
Emphasizes showing respect for all students' cultural beliefs and practices [†]	39	–	20	46	–	A7.5
Emphasizes using instructional materials that reflect the culture or ethnicity of its students [†]	28	–	20	31	–	A7.6
Has staff examine their own cultural biases through professional development or other processes [†]	17	–	0	23	–	A7.7
Encourages equity in rigorous course enrollment [†]	72	–	40	85	–	A7.9
Considers closing the racial/ethnic achievement gap a high priority [†]	39	–	20	46	–	A7.8
Provides the supports needed for teaching culturally and linguistically diverse students [†]	28	–	20	31	–	A7.10
Treat all students fairly [‡]	39	–	20	46	–	A7.4

Notes: Cells are empty if there are less than 5 respondents.

[†]Strongly agree that this school... [‡]Report that nearly all adults at this school...

Tolerance Among Students

Table A7.2

Fosters Appreciation for Student Diversity and Mutual Respect

	All %	ES %	MS %	HS %	NT %
Strongly agree	44	–	40	46	–
Agree	50	–	40	54	–
Disagree	6	–	20	0	–
Strongly disagree	0	–	0	0	–

Question A.25: This school fosters an appreciation of student diversity and respect for each other.

Note: Cells are empty if there are less than 5 respondents.

Table A7.3

Racial/Ethnic Conflict Among Students is a Problem

	All %	ES %	MS %	HS %	NT %
Insignificant problem	38	–	20	45	–
Mild problem	56	–	60	55	–
Moderate problem	6	–	20	0	–
Severe problem	0	–	0	0	–

Question A.95: How much of a problem at this school is racial/ethnic conflict among students?

Note: Cells are empty if there are less than 5 respondents.

Treating Students Fairly and Respectfully

Table A7.4

Staff Treat All Students Fairly

	All %	ES %	MS %	HS %	NT %
Strongly agree	39	–	20	46	–
Agree	44	–	60	38	–
Disagree	17	–	20	15	–
Strongly disagree	0	–	0	0	–

Question A.38: In this school, adults... treat all students fairly.

Note: Cells are empty if there are less than 5 respondents.

Cultural Sensitivity

Table A7.5
Students' Cultural Beliefs and Practices Respected

	All %	ES %	MS %	HS %	NT %
Strongly agree	39	–	20	46	–
Agree	44	–	60	38	–
Disagree	17	–	20	15	–
Strongly disagree	0	–	0	0	–

Question A.26: This school emphasizes showing respect for all students' cultural beliefs and practices.
Note: Cells are empty if there are less than 5 respondents.

Table A7.6
Uses Culturally Relevant Instructional Materials

	All %	ES %	MS %	HS %	NT %
Strongly agree	28	–	20	31	–
Agree	50	–	80	38	–
Disagree	17	–	0	23	–
Strongly disagree	6	–	0	8	–

Question A.21: This school emphasizes using instructional materials that reflect the culture or ethnicity of its students.
Note: Cells are empty if there are less than 5 respondents.

Table A7.7
Staff Examine Their Cultural Biases

	All %	ES %	MS %	HS %	NT %
Strongly agree	17	–	0	23	–
Agree	56	–	80	46	–
Disagree	22	–	20	23	–
Strongly disagree	6	–	0	8	–

Question A.22: This school has staff examine their own cultural biases through professional development or other processes.
Note: Cells are empty if there are less than 5 respondents.

Instructional Equity

Table A7.8

Closing the Achievement Gap is a High Priority

	All %	ES %	MS %	HS %	NT %
Strongly agree	39	–	20	46	–
Agree	44	–	60	38	–
Disagree	11	–	20	8	–
Strongly disagree	6	–	0	8	–

Question A.23: This school considers closing the racial/ethnic achievement gap a high priority.

Note: Cells are empty if there are less than 5 respondents.

Table A7.9

Encourages Equity in Rigorous Course Enrollment

	All %	ES %	MS %	HS %	NT %
Strongly agree	72	–	40	85	–
Agree	22	–	60	8	–
Disagree	0	–	0	0	–
Strongly disagree	6	–	0	8	–

Question A.20: This school encourages students to enroll in rigorous courses (such as honors and AP), regardless of their race, ethnicity, or nationality.

Note: Cells are empty if there are less than 5 respondents.

Table A7.10

Support Provided for Teaching Culturally and Linguistically Diverse Students

	All %	ES %	MS %	HS %	NT %
Strongly agree	28	–	20	31	–
Agree	56	–	60	54	–
Disagree	17	–	20	15	–
Strongly disagree	0	–	0	0	–

Question A.45: This school provides the supports needed for teaching culturally and linguistically diverse students.

Note: Cells are empty if there are less than 5 respondents.

8. Learning Readiness and Engagement

Table A8.1

Summary of Indicators for Student Learning Readiness and Engagement

	All %	ES %	MS %	HS %	NT %	Table
Students at this school are motivated to learn [†]	6	–	0	8	–	A8.2
This school motivates students to learn [†]	39	–	0	54	–	A8.3
Disruptive behavior is a problem at this school [‡]	75	–	100	64	–	A8.5
Cutting classes or being truant is a problem at this school [‡]	19	–	0	27	–	A8.4
Lack of respect of staff by students is a problem at this school [‡]	19	–	20	18	–	A8.6

Notes: Cells are empty if there are less than 5 respondents.

[†]*Percent Responding “Strongly Agree.”*

[‡]*Percent Responding “Moderate problem” or “Severe problem.”*

Learning Motivation and Truancy

Table A8.2

Students Are Motivated to Learn

	All %	ES %	MS %	HS %	NT %
Strongly agree	6	–	0	8	–
Agree	67	–	60	69	–
Disagree	28	–	40	23	–
Strongly disagree	0	–	0	0	–

Question A.64: Students at this school are motivated to learn.

Note: Cells are empty if there are less than 5 respondents.

Table A8.3

School Motivates Students to Learn

	All %	ES %	MS %	HS %	NT %
Strongly agree	39	–	0	54	–
Agree	56	–	80	46	–
Disagree	6	–	20	0	–
Strongly disagree	0	–	0	0	–

Question A.44: This school motivates students to learn.

Note: Cells are empty if there are less than 5 respondents.

Table A8.4

Cutting Class or Truancy is a Problem

	All %	ES %	MS %	HS %	NT %
Insignificant problem	44	–	60	36	–
Mild problem	38	–	40	36	–
Moderate problem	19	–	0	27	–
Severe problem	0	–	0	0	–

Question A.98: How much of a problem at this school is cutting classes or being truant?

Note: Cells are empty if there are less than 5 respondents.

General Behavior

Table A8.5

Disruptive Student Behavior is a Problem

	All %	ES %	MS %	HS %	NT %
Insignificant problem	6	–	0	9	–
Mild problem	19	–	0	27	–
Moderate problem	63	–	60	64	–
Severe problem	13	–	40	0	–

Question A.94: How much of a problem at this school is disruptive student behavior?

Note: Cells are empty if there are less than 5 respondents.

Table A8.6

Lack of Respect of Staff by Students is a Problem

	All %	ES %	MS %	HS %	NT %
Insignificant problem	56	–	40	64	–
Mild problem	25	–	40	18	–
Moderate problem	19	–	20	18	–
Severe problem	0	–	0	0	–

Question A.97: How much of a problem at this school is lack of respect of staff by students?

Note: Cells are empty if there are less than 5 respondents.

9. Student Health and Risk Behavior

Table A9.1

Summary of Indicators for Student Physical and Mental Health

	All %	ES %	MS %	HS %	NT %	Table
Perceived Physical and Mental Health						
Students arrive at school alert and rested [†]	6	–	0	8	–	A9.3
Students are healthy and physically fit [†]	0	–	0	0	–	A9.4
Depression or other mental health issues [‡]	56	–	100	36	–	A9.5

Notes: Cells are empty if there are less than 5 respondents.

[†]Percent Responding “Strongly Agree.”

[‡]Percent Responding “Moderate problem” or “Severe problem.”

Table A9.2

Summary of Indicators for Student Risk Behavior

How much of a problem at this school is...	All %	ES %	MS %	HS %	NT %	Table
Violence, Conflict, and Crime						
Harassment or bullying [‡]	50	–	100	27	–	A9.6
Physical fighting [‡]	0	–	0	0	–	A9.7
Gang activity [‡]	0	–	0	0	–	A9.10
Vandalism and graffiti [‡]	13	–	20	9	–	A9.8
Theft [‡]	6	–	20	0	–	A9.9
Weapons possession at school [‡]	0	–	0	0	–	A9.11
Substance Use						
Alcohol and drug use [‡]	44	–	20	55	–	A9.12
Tobacco use [‡]	19	–	0	27	–	A9.13

Notes: Cells are empty if there are less than 5 respondents.

[‡]Percent Responding “Moderate problem” or “Severe problem.”

Perceived Physical and Mental Health

Table A9.3

Students Arrive at School Alert and Rested

	All %	ES %	MS %	HS %	NT %
Strongly agree	6	--	0	8	--
Agree	50	--	60	46	--
Disagree	39	--	20	46	--
Strongly disagree	6	--	20	0	--

Question A.63: Students arrive at school alert and rested.

Note: Cells are empty if there are less than 5 respondents.

Table A9.4

Students Are Healthy and Physically Fit

	All %	ES %	MS %	HS %	NT %
Strongly agree	0	--	0	0	--
Agree	82	--	60	92	--
Disagree	18	--	40	8	--
Strongly disagree	0	--	0	0	--

Question A.62: Students are healthy and physically fit.

Note: Cells are empty if there are less than 5 respondents.

Table A9.5

Student Depression or Other Mental Health Issues are a Problem

	All %	ES %	MS %	HS %	NT %
Insignificant problem	0	--	0	0	--
Mild problem	44	--	0	64	--
Moderate problem	31	--	60	18	--
Severe problem	25	--	40	18	--

Question A.96: How much of a problem at this school is student depression or other mental health problems?

Note: Cells are empty if there are less than 5 respondents.

Bullying and Fighting

Table A9.6

Harassment or Bullying Among Students is a Problem

	All %	ES %	MS %	HS %	NT %
Insignificant problem	13	–	0	18	–
Mild problem	38	–	0	55	–
Moderate problem	44	–	80	27	–
Severe problem	6	–	20	0	–

Question A.92: How much of a problem at this school is harassment or bullying among students?
Note: Cells are empty if there are less than 5 respondents.

Table A9.7

Physical Fighting Between Students is a Problem

	All %	ES %	MS %	HS %	NT %
Insignificant problem	56	–	60	55	–
Mild problem	44	–	40	45	–
Moderate problem	0	–	0	0	–
Severe problem	0	–	0	0	–

Question A.93: How much of a problem at this school is physical fighting between students?
Note: Cells are empty if there are less than 5 respondents.

Delinquency

Table A9.8

Vandalism (Including Graffiti) is a Problem

	All %	ES %	MS %	HS %	NT %
Insignificant problem	38	–	40	36	–
Mild problem	50	–	40	55	–
Moderate problem	13	–	20	9	–
Severe problem	0	–	0	0	–

Question A.101: How much of a problem at this school is vandalism (including graffiti)?
Note: Cells are empty if there are less than 5 respondents.

Table A9.9
Theft is a Problem

	All %	ES %	MS %	HS %	NT %
Insignificant problem	56	–	20	73	–
Mild problem	38	–	60	27	–
Moderate problem	6	–	20	0	–
Severe problem	0	–	0	0	–

Question A.102: How much of a problem at this school is theft?

Note: Cells are empty if there are less than 5 respondents.

Table A9.10
Gang-Related Activity is a Problem

	All %	ES %	MS %	HS %	NT %
Insignificant problem	94	–	80	100	–
Mild problem	6	–	20	0	–
Moderate problem	0	–	0	0	–
Severe problem	0	–	0	0	–

Question A.99: How much of a problem at this school is gang-related activity?

Note: Cells are empty if there are less than 5 respondents.

Table A9.11
Weapons Possession is a Problem

	All %	ES %	MS %	HS %	NT %
Insignificant problem	100	–	100	100	–
Mild problem	0	–	0	0	–
Moderate problem	0	–	0	0	–
Severe problem	0	–	0	0	–

Question A.100: How much of a problem at this school is weapons possession?

Note: Cells are empty if there are less than 5 respondents.

Substance Use

Table A9.12

Student Alcohol and Drug Use is a Problem

	All %	ES %	MS %	HS %	NT %
Insignificant problem	31	–	40	27	–
Mild problem	25	–	40	18	–
Moderate problem	38	–	20	45	–
Severe problem	6	–	0	9	–

Question A.90: How much of a problem at this school is student alcohol and drug use?

Note: Cells are empty if there are less than 5 respondents.

Table A9.13

Student Tobacco Use is a Problem

	All %	ES %	MS %	HS %	NT %
Insignificant problem	50	–	60	45	–
Mild problem	31	–	40	27	–
Moderate problem	19	–	0	27	–
Severe problem	0	–	0	0	–

Question A.91: How much of a problem at this school is tobacco use?

Note: Cells are empty if there are less than 5 respondents.

10. Discipline and Counseling

Table A10.1

Summary of Indicators for Discipline and Counseling

This school...	Percent Strongly Agreeing					Table
	All %	ES %	MS %	HS %	NT %	
Clearly communicates to students consequences of breaking rules	50	–	60	46	–	A10.2
Handles discipline problems fairly	28	–	20	31	–	A10.3
Provides adequate counseling and support services for students	22	–	20	23	–	A10.4

Notes: Cells are empty if there are less than 5 respondents.

Table A10.2***Rule Clarity***

	All %	ES %	MS %	HS %	NT %
This school clearly communicates to students the consequences of breaking school rules.					
Strongly agree	50	–	60	46	–
Agree	28	–	20	31	–
Disagree	22	–	20	23	–
Strongly disagree	0	–	0	0	–
This school clearly informs students what will happen if they break school rules.					
Strongly agree	25	–		17	–
Agree	50	–		58	–
Disagree	25	–		25	–
Strongly disagree	0	–		0	–

Question A.27, 84: This school clearly communicates to students the consequences of breaking school rules... This school clearly informs students what will happen if they break school rules.

Note: Cells are empty if there are less than 5 respondents.

Table A10.3***Handles Discipline Problems Fairly***

	All %	ES %	MS %	HS %	NT %
Strongly agree	28	–	20	31	–
Agree	50	–	60	46	–
Disagree	22	–	20	23	–
Strongly disagree	0	–	0	0	–

Question A.28: This school handles discipline problems fairly.

Note: Cells are empty if there are less than 5 respondents.

Table A10.4

Provides Adequate Counseling and Support for Students

	All %	ES %	MS %	HS %	NT %
Strongly agree	22	–	20	23	–
Agree	44	–	40	46	–
Disagree	28	–	20	31	–
Strongly disagree	6	–	20	0	–

Question A.10: This school provides adequate counseling and support services for students.

Note: Cells are empty if there are less than 5 respondents.

11. Professional Development Needs

Table A11.1

Summary of Indicators for Professional Development (PD) Needs

Perceive need for more PD in...	All %	ES %	MS %	HS %	NT %	Table
Instruction and School Environment						
Meeting academic standards	31	–	60	18	–	A11.2
Evidence-based methods of instruction	31	–	80	9	–	A11.3
Positive behavioral support and classroom management	56	–	80	45	–	A11.4
Creating a positive school climate	31	–	60	18	–	A11.5
Addressing Needs of Diverse Populations						
Working with diverse racial, ethnic, or cultural groups	31	–	80	9	–	A11.6
Culturally relevant pedagogy for the school’s student population	44	–	80	27	–	A11.7
Serving English language learners	38	–	80	18	–	A11.8
Closing the achievement gap	50	–	80	36	–	A11.9
Providing Support Services						
Serving special education (IEP) students	53	–	100	30	–	A11.10
Meeting the social, emotional, and developmental needs of youth	75	–	100	64	–	A11.11

Notes: Cells are empty if there are less than 5 respondents.

Instruction and School Environment

Table A11.2

Need PD in Meeting Academic Standards

	All %	ES %	MS %	HS %	NT %
Yes	31	–	60	18	–
No	69	–	40	82	–

Question A.103: Do you feel that you need more professional development, training, mentorship, or other support to do your job in any of the following areas... meeting academic standards?

Note: Cells are empty if there are less than 5 respondents.

Table A11.3

Need PD in Instructional Methods

	All %	ES %	MS %	HS %	NT %
Yes	31	–	80	9	–
No	69	–	20	91	–

Question A.104: Do you feel that you need more professional development, training, mentorship, or other support to do your job in any of the following areas... evidence-based methods of instruction?

Note: Cells are empty if there are less than 5 respondents.

Table A11.4

Need PD on Positive Behavior Support and Classroom Management

	All %	ES %	MS %	HS %	NT %
Yes	56	–	80	45	–
No	44	–	20	55	–

Question A.105: Do you feel that you need more professional development, training, mentorship, or other support to do your job in any of the following areas... positive behavioral support and classroom management?

Note: Cells are empty if there are less than 5 respondents.

Table A11.5***Need PD in Creating a Positive School Climate***

	All %	ES %	MS %	HS %	NT %
Yes	31	–	60	18	–
No	69	–	40	82	–

Question A.112: Do you feel that you need more professional development, training, mentorship, or other support to do your job in any of the following areas... creating a positive school climate?

Note: Cells are empty if there are less than 5 respondents.

Addressing Needs of Diverse Populations

Table A11.6***Need PD on Working with Diverse Populations***

	All %	ES %	MS %	HS %	NT %
Yes	31	–	80	9	–
No	69	–	20	91	–

Question A.106: Do you feel that you need more professional development, training, mentorship, or other support to do your job in any of the following areas... working with diverse racial, ethnic, or cultural groups?

Note: Cells are empty if there are less than 5 respondents.

Table A11.7***Need PD on Culturally Relevant Pedagogy***

	All %	ES %	MS %	HS %	NT %
Yes	44	–	80	27	–
No	56	–	20	73	–

Question A.107: Do you feel that you need more professional development, training, mentorship, or other support to do your job in any of the following areas... culturally relevant pedagogy for the school's student population?

Note: Cells are empty if there are less than 5 respondents.

Table A11.8***Need PD on Serving English Language Learners***

	All %	ES %	MS %	HS %	NT %
Yes	38	–	80	18	–
No	63	–	20	82	–

Question A.108: Do you feel that you need more professional development, training, mentorship, or other support to do your job in any of the following areas... serving English Language Learners?

Note: Cells are empty if there are less than 5 respondents.

Table A11.9***Need PD on Closing the Achievement Gap***

	All %	ES %	MS %	HS %	NT %
Yes	50	–	80	36	–
No	50	–	20	64	–

Question A.109: Do you feel that you need more professional development, training, mentorship, or other support to do your job in any of the following areas... closing the achievement gap?

Note: Cells are empty if there are less than 5 respondents.

Providing Support Services

Table A11.10

Need PD for Serving Special Education (IEP) Students

	All %	ES %	MS %	HS %	NT %
Yes	53	–	100	30	–
No	47	–	0	70	–

Question A.110: Do you feel that you need more professional development, training, mentorship, or other support to do your job in any of the following areas... serving special education (IEP) students?

Note: Cells are empty if there are less than 5 respondents.

Table A11.11

Need PD on Meeting Social, Emotional, and Developmental Needs of Youth

	All %	ES %	MS %	HS %	NT %
Yes	75	–	100	64	–
No	25	–	0	36	–

Question A.111: Do you feel that you need more professional development, training, mentorship, or other support to do your job in any of the following areas... meeting the social, emotional, and developmental needs of youth (e.g., resilience promotion)?

Note: Cells are empty if there are less than 5 respondents.

Section B. Learning Supports Module

1. Module Sample

Table B1.1

Learning Supports Module Sample

	All	ES	MS	HS	NT ^A
Number of respondents	6	–	2	4	–

Notes: ^ANT includes continuation, community day, and other alternative school types. K-12 schools and Alternative Schools of Choice were classified into elementary, middle, or high schools based on grade-specific enrollment.

2. Summary of Indicators

Table B2.1

Summary of Indicators of School Learning Supports

	All %	ES %	MS %	HS %	NT %	Table
Discipline, Safety, and Behavior Management						
Collaborates well with law enforcement organizations [‡]	33	–			–	B3.1
Punishes first-time violations of alcohol or other drug policies [‡]	17	–			–	B3.1
Enforces zero tolerance policies [‡]	0	–			–	B3.1
Considers sanctions for student violation of rules/policies on case-by-case basis [‡]	17	–			–	B3.1
Has sufficient resources to create a safe campus [‡]	0	–			–	B3.2
Seeks to maintain a secure campus [‡]	0	–			–	B3.2
Provides harassment or bullying prevention [†]	0	–			–	B3.3
Provides conflict resolution or behavior management instruction [†]	0	–			–	B3.3
Substance Use and Risk Behavior						
Considers substance abuse prevention an important goal [‡]	0	–			–	B4.1
Collaborates well with community organizations to address substance use or other problems [‡]	17	–			–	B4.1
Provides effective confidential support and referral services for students needing help due to substance abuse, violence, or other problems [‡]	33	–			–	B4.1
Provides alcohol or drug use prevention instruction [†]	0	–			–	B4.1
Provides tobacco use prevention instruction [†]	0	–			–	B4.1
Has sufficient resources to address substance use prevention needs [‡]	0	–			–	B4.1

Notes: Cells are empty if there are less than 5 respondents.

[†]Percent responding “A lot.”

[‡]Percent responding “Strongly Agree.”

Table B2.1

Summary of Indicators of School Learning Supports - Continued

	All %	ES %	MS %	HS %	NT %	Table
Physical Health and Special Needs						
Provides healthy food choices for students [‡]	0	–			–	B5.1
Provides adequate health services for students [‡]	0	–			–	B5.1
Provides opportunities for physical education and activity [†]	83	–			–	B5.1
Provides nutritional instruction [†]	0	–			–	B5.1
Provides services for students with disabilities or other special needs [†]	50	–			–	B5.1
Youth Development and Social-Emotional Supports						
Fosters youth development, resilience, or asset promotion [†]	0	–			–	B6.1
Provides character education [†]	0	–			–	B6.1
Emphasizes helping students with social, emotional, and behavioral problems [†]	0	–			–	B6.1
Restorative practices [‡]	0	–			–	B6.1
Trauma-informed practices [‡]	0	–			–	B6.1

Notes: Cells are empty if there are less than 5 respondents.

[†]Percent responding “A lot.”

[‡]Percent responding “Strongly Agree.”

3. Discipline, Safety, and Behavior Management

Table B3.1

Discipline Practice at School

	All %	ES %	MS %	HS %	NT %
Collaborates well with law enforcement organizations					
Strongly agree	33	–			–
Agree	67	–			–
Disagree	0	–			–
Strongly disagree	0	–			–
Punishes first-time violations of alcohol or other drug policies by at least an out-of-school suspension					
Strongly agree	17	–			–
Agree	83	–			–
Disagree	0	–			–
Strongly disagree	0	–			–
Enforces zero tolerance policies					
Strongly agree	0	–			–
Agree	83	–			–
Disagree	17	–			–
Strongly disagree	0	–			–
Considers sanctions for student violations of rules/policies on case-by-case basis with a wide range of options					
Strongly agree	17	–			–
Agree	83	–			–
Disagree	0	–			–
Strongly disagree	0	–			–

Question 115, 118-120: This school... collaborates well with law enforcement organizations... considers sanctions for student violations of rules and policies on a case-by-case basis with a wide range of options... punishes first-time violations of alcohol or other drug policies by at least an out-of-school suspension... enforces zero tolerance policies.

Note: Cells are empty if there are less than 5 respondents.

Table B3.2
Supports for Safety at School

	All %	ES %	MS %	HS %	NT %
Has sufficient resources to create a safe campus					
Strongly agree	0	–			–
Agree	83	–			–
Disagree	0	–			–
Strongly disagree	17	–			–
Seeks to maintain a secure campus					
Strongly agree	0	–			–
Agree	17	–			–
Disagree	33	–			–
Strongly disagree	50	–			–

Question 116, 121: This school... has sufficient resources to create a safe campus... seeks to maintain a secure campus through such means as metal detectors, security guards, or personal searches.

Note: Cells are empty if there are less than 5 respondents.

Table B3.3

Behavior Management at School

	All %	ES %	MS %	HS %	NT %
Provides harassment or bullying prevention					
A lot	0	–			–
Some	67	–			–
Not much	33	–			–
Not at all	0	–			–
Provides conflict resolution or behavior management instruction					
A lot	0	–			–
Some	67	–			–
Not much	33	–			–
Not at all	0	–			–

Question 135, 137: To what extent does this school provide students... conflict resolution or behavior management instruction?... harassment or bullying prevention?

Note: Cells are empty if there are less than 5 respondents.

4. Substance Use and Risk Behavior

Table B4.1

Substance Use Prevention

	All %	ES %	MS %	HS %	NT %
Considers substance abuse prevention an important goal					
Strongly agree	0	—	—	—	—
Agree	83	—	—	—	—
Disagree	17	—	—	—	—
Strongly disagree	0	—	—	—	—
Collaborates well with community organizations to address substance use or other problems					
Strongly agree	17	—	—	—	—
Agree	33	—	—	—	—
Disagree	50	—	—	—	—
Strongly disagree	0	—	—	—	—
Provides effective confidential support and referral services for students needing help					
Strongly agree	33	—	—	—	—
Agree	33	—	—	—	—
Disagree	17	—	—	—	—
Strongly disagree	17	—	—	—	—

Question 114, 122, 123: This school... collaborates well with community organizations to help address substance use or other problems among youth... provides effective confidential support and referral services for students needing help because of substance abuse, violence, or other problems (e.g., a Student Assistance Program)... considers substance abuse prevention an important goal.

Note: Cells are empty if there are less than 5 respondents.

Table B4.1

Substance Use Prevention - Continued

	All %	ES %	MS %	HS %	NT %
Provides alcohol or drug use prevention instruction					
A lot	0	–			–
Some	83	–			–
Not much	17	–			–
Not at all	0	–			–
Provides tobacco use prevention instruction					
A lot	0	–			–
Some	83	–			–
Not much	17	–			–
Not at all	0	–			–
Has sufficient resources to address substance use prevention needs					
Strongly agree	0	–			–
Agree	17	–			–
Disagree	83	–			–
Strongly disagree	0	–			–

Question 117, 133, 134: This school... has sufficient resources to address substance use prevention needs... To what extent does this school provide students... alcohol or drug use prevention instruction... tobacco use prevention instruction.

Note: Cells are empty if there are less than 5 respondents.

5. Physical Health and Special Needs

Table B5.1
Physical Health and Special Needs

	All %	ES %	MS %	HS %	NT %
Provides healthy food choices for students					
Strongly agree	0	–			–
Agree	50	–			–
Disagree	33	–			–
Strongly disagree	17	–			–
Provides adequate health services for students					
Strongly agree	0	–			–
Agree	67	–			–
Disagree	17	–			–
Strongly disagree	17	–			–
Provides opportunities for physical education and activity					
A lot	83	–			–
Some	17	–			–
Not much	0	–			–
Not at all	0	–			–
Provides nutritional instruction					
A lot	0	–			–
Some	50	–			–
Not much	33	–			–
Not at all	17	–			–
Provides services for students with disabilities or other special needs					
A lot	50	–			–
Some	50	–			–
Not much	0	–			–
Not at all	0	–			–

Question 124, 125, 131, 132, 138: This school... provides adequate health services for students... provides students with healthy food choices. To what extent does this school provide students... nutritional instruction... opportunities for physical education and activity... services for students with disabilities or other special needs?

Note: Cells are empty if there are less than 5 respondents.

6. Youth Development and Social-Emotional Supports

Table B6.1

Youth Development and Social-Emotional Supports at School

	All %	ES %	MS %	HS %	NT %
Provide supports that foster youth development, resilience, social-emotional learning or asset promotion					
A lot	0	–			–
Some	83	–			–
Not much	17	–			–
Not at all	0	–			–
Provides character education					
A lot	0	–			–
Some	33	–			–
Not much	50	–			–
Not at all	17	–			–
Emphasizes helping students with social, emotional, and behavioral problems					
Strongly agree	0	–			–
Agree	67	–			–
Disagree	33	–			–
Strongly disagree	0	–			–
Uses restorative practices to help resolve conflicts					
Strongly agree	0	–			–
Agree	67	–			–
Disagree	33	–			–
Strongly disagree	0	–			–

Question 126, 127, 130, 136: This school... emphasizes helping students with their social, emotional, and behavioral problems... uses restorative practices to help resolve conflicts... To what extent does this school provide students... supports that foster youth development, resilience, social-emotional learning or asset promotion... character education?

Note: Cells are empty if there are less than 5 respondents.

Table B6.1***Youth Development and Social-Emotional Health at School – Continued***

	All %	ES %	MS %	HS %	NT %
Provides counseling or other ways to help students with their social-emotional needs					
Strongly agree	0	–			–
Agree	83	–			–
Disagree	17	–			–
Strongly disagree	0	–			–
Implements trauma-informed practices					
Strongly agree	0	–			–
Agree	67	–			–
Disagree	17	–			–
Strongly disagree	17	–			–
Provides instructional help to build social-emotional competencies					
A lot	17	–			–
Some	17	–			–
Not much	67	–			–
Not at all	0	–			–

Question 128, 129, 139: This school... provides counseling or other ways to help students with their social-emotional needs... implements trauma-informed practices. To what extent does this school provide students... instructional help to build social-emotional competencies.

Note: Cells are empty if there are less than 5 respondents.

Section C. Special Education Supports Module

Not Administered

Section D. Military Connected Schools Module

Not Administered

Appendix

2017-18 CSSS Staff Survey Data Status

Eligible Elementary Schools	Data Received
Bates Elementary	
D. H. White Elementary	
Isleton Elementary	
Walnut Grove Elementary	

Notes: Eligible schools listed are based on CBEDS 2017-18 public school and 2016-17 enrollment data files. Directly funded charter schools have been excluded from the list.

2017-18 CSSS Staff Survey Data Status

Eligible Intermediate/Middle/Junior High Schools	Data Received
Clarksburg Middle	X
Riverview Middle	X

Notes: Eligible schools listed are based on CBEDS 2017-18 public school and 2016-17 enrollment data files. Directly funded charter schools have been excluded from the list.

2017-18 CSSS Staff Survey Data Status

Eligible High Schools	Data Received
Delta High	X
Rio Vista High	X
River Delta High/Elementary (Alternative)	X

Notes: Eligible schools listed are based on CBEDS 2017-18 public school and 2016-17 enrollment data files. Directly funded charter schools have been excluded from the list.

2017-18 CSSS Staff Survey Data Status

Eligible Non-Traditional Schools ^A	Data Received
Mokelumne High (Continuation)	
River Delta Community Day	

Notes: Eligible schools listed are based on CBEDS 2017-18 public school and 2016-17 enrollment data files. Directly funded charter schools have been excluded from the list. ^ANon-traditional schools include continuation, community day, and other alternative school types.

5/9/2018

What's New in the CHKS District Reports in 2017/18?

What has changed? The CalSCHLS team is continually working to improve the usefulness of the reports. In doing so, the indicators of School Engagement and Supports on the Summary of Key Indicators table (Table A2.1, page 3) have changed. In prior years, we reported the percentage of students who had “high” scores on the following measures listed in the Summary of Key Indicators table:

- School Connectedness,
- Academic Motivation,
- Caring Adult Relationships,
- High Expectations, and
- Meaningful Participation.

This year, the percentage of students who had “high” scores are presented in Tables A4.5 and A4.6 on pages 13-14. For comparison to prior years, please use the “high” indicators located in these tables.

We stopped reporting this percentage on the Summary of Key Indicators Table because the “high” indicator is harder to interpret and is less sensitive to change than other measures. This year, we present the average percentage of students who report the most desirable category (“strongly agree” or “very much true”) on the items comprising each scale. For example, a value of 32 on the Caring Adult Relationships indicator means that on average, 32% of students report “very much true” across the three Caring Adult Relationships survey items.

This change improves the interpretability and sensitivity of the measures on the Summary of Key Indicators table.

What does this mean? The 2017/18 indicators of School Engagement and Supports on the Summary of Key Indicators table are not comparable to those used in 2016/17 or prior years. If you need to track progress on the School Engagement and Supports indicators used in prior years for LCAP or other purposes, please use the 2017/18 results (percent “high”) reported in Tables A4.5 and A4.6.

We apologize for any confusion this change has caused. In trying to improve the reports, we try to balance providing more useful, psychometrically sound indicators with ensuring comparability of results across time. We will continue to evaluate how useful these changes in the report are. If you have questions or further suggestions for improvement, please contact your CalSCHLS regional coordinator at 888.841.7536 or Cal-Schls@wested.org.

**BOARD OF TRUSTEES
RIVER DELTA UNIFIED SCHOOL DISTRICT**

445 Montezuma Street
Rio Vista, CA 94571-1651



BOARD AGENDA BRIEFING

Meeting Date: August 14, 2018

Attachments: ___x___

From: Don Beno, Superintendent

Item Number: 10.1

SUBJECT

Request to approve the minutes from the Board of
Trustee's meeting held on June 26, 2018 and the Special
Meeting of the Board on July 27, 2018

Action: _____
Consent Action: x____
Information Only: _____

Background:

Attached are the minutes from the Board of Trustee's meetings held on:
June 26, 2018 and July 27, 2018

Status:

The board is to review for approval.

Presenter

Jennifer Gaston, recorder

Other People Who Might Be Present

Board

Cost &/or Funding Sources

None

Recommendation:

That the Board approves the Minutes as submitted.

RIVER DELTA UNIFIED SCHOOL DISTRICT

MINUTES

REGULAR MEETING

June 26, 2018

1. **Call Open Session to Order** – Board President Fernandez called the Open Session of the meeting of the Board of Trustees to order at 4:30 p.m. on June 26, 2018, at Rio Vista High School, Rio Vista, California.

2. **Roll Call of Members:**

Alicia Fernandez, President
Don Olson, Vice President
Marilyn Riley, Clerk (Absent)
Sarah Donnelly, Member
Chris Elliott, Member
Katy Maghoney, Member
David Bettencourt, Member

Also present: Don Beno, Superintendent

3. **Review, Approve the Closed Session Agenda and Adjourn to Closed Session**

3.1 Board President Fernandez announced items on the Closed Session Agenda.

3.2 Public Comment on Closed Session Agenda Items. – *None to report*

3.3 Approve Closed Session Agenda and Adjourn to the **Closed Session**

4. Board President Fernandez asked for a motion to adjourn the meeting to Closed Session @ 4:36 pm

Member Bettencourt moved to approve, Member Donnelly seconded. Motion carried 6 (Ayes: Fernandez, Olson, Donnelly, Elliot, Maghoney, Bettencourt): 0 (Nays): 1 (Absent: Riley)

5. **Open Session was reconvened at 5:43 pm**

5.1 Roll was retaken, Member Riley was absent, and all other members were present.

Also present: Don Beno, Superintendent; Elizabeth Keema-Aston, Chief Business Officer, and Jennifer Gaston, Recorder.

5.2 The Pledge of Allegiance was led by Vicky Turk, principal of Rio Vista High School

6. **Report of Action taken, if any, during the Closed Session** (Government Code Section 54957.1)

Board President Fernandez reported that no action was taken during closed session.

7. **Review and Approve the Open Session Agenda**

Board President Fernandez asked for a motion to approve the Open Session Agenda

Member Bettencourt moved to approve, Member Elliott seconded. Motion carried 6 (Ayes: Fernandez, Olson, Donnelly, Elliot, Maghoney, Bettencourt): 0 (Nays): 1 (Absent: Riley)

8. **Public Comment:** Teresa Lyon, parent of a Riverview student, voiced her concerns and frustrations with the administration at Riverview Middle School. Mrs. Lyon feels there is a lack of discipline and that the school is in crisis. Her hopes are that the Board will take her concerns to heart and investigate these issues.

Becky Burch, parent of a current Riverview student and an incoming student, also voiced her concerns at Riverview Middle School. Mrs. Burch noted that with the current issues at Riverview and without classroom consistency she feels her children's education is at jeopardy.

Chandra Drury, a Riverview parent, has reviewed the site plans and budgets for each school site and feels there are discrepancies in the allocated amount given to each school. While understanding that some of the reasoning for the discrepancies in the allocations are due to different funding sources, and the fact that some of the funding sources are only available to certain schools, Mrs. Drury feels Riverview should receive additional funds to help correct the issues that Riverview Middle School is currently facing.

9. **Reports, Presentations, Information**

9.1 Board Member(s) and Superintendent Report(s) and/or Presentation(s) –

9.1.1 Board Members' report(s): Member Olson announced that Rio Vista High School's Ag department has been awarded a grant in conjunction with the USDA facilities to work on a project.

9.1.2 Committee Report(s): Member Donnelly reported that a joint 2X2 meeting with the City of Rio Vista will be held in July.

9.1.3 Superintendent Beno's report(s) – None to report (I thought he reported something but I don't have my notes with me.)

- 9.2 Business Services' Reports and/or Presentations on: Routine Restricted Maintenance; Deferred Maintenance; Maintenance and Operations; Transportation Department; Food Services Department; District Technology; and District Budget – Elizabeth Keema-Aston, Chief Business Officer and Craig Hamblin, Director of MOT
- 9.2.1 ADA/Enrollment Report – Elizabeth Keema-Aston reported that the district's ADA ended strong. As of June 2018 the district's ADA was 1,802 which is an increase of 25 ADA over the prior year. The ADA reported and submitted at P-2 was 1,816, which was higher than prior year and will be used for funding calculations for this fiscal year and possibly next fiscal year.
- 9.2.2 Maintenance, Operations & Transportation Update - Craig Hamblin was not in attendance. Mr. Beno reported that the roof repairs are on schedule and should be completed before the new school year. However, the asphalt repair work in the student drop-off area at D.H. White Elementary has run into a few complications which may delay the project completion.
- 9.3 Educational and Special Education Services Reports and/or Presentations Kathy Wright, Director of Educational Services: Mrs. Wright reported that data was included in the district's newsletter sent home at the end of the school year and then introduced the principals.
- 9.3.1 Received presentations of the District Schools' Single Plan for Student Achievement for the 2018-2019 school year, presented by Laura Uslan, principal of Delta High and Clarksburg Middle Schools; Kathy Wright for Sonia Rambo, principal of Riverview Middle School; and Vicky Turk, principal of Rio Vista High School. Presentations were given by site principals on their individual school site's Single Plan for Student Achievement (SPSA) identifying programs and strategies that were successful in the 2017-2018 school year and will be continuing in the 2018-19 school year. They described areas of need or concern at their school sites, set aligned goals, and explained what will be implemented to achieve the goals set forth in the SPSA for the 2018-2019 school year.

10. Consent Calendar

- 10.1 Approve Board Minutes
Regular Meeting of the Board – June 12, 2018
- 10.2 Receive and Approve Monthly Personnel Reports
As of June 26, 2018
- 10.3 Request to approve the Independent Contract for Services Agreement with Rio Vista CARE for the 2018-2019 school year at a cost not to exceed \$10,000 – Special Education and General Funds – Kathy Wright
- 10.4 Request to approve the contract with School City for the 2018-2019 school year at a cost not to exceed \$8,800 – Educational Services Funds– Kathy Wright
- 10.5 Request to declare as surplus miscellaneous textbooks, instructional materials, obsolete technology and equipment that are being replaced with new curriculum and deem all as zero value – Kathy Wright
- 10.6 Approval of the Clarksburg Middle, Delta High, Riverview Middle and Rio Vista High School's Single Plans for Student Achievement for the 2018-2019 school year – Site Principals
- 10.7 Request to Pre-Approve the 2018-19 ASB, Booster Club, PTC and PTA Fundraisers– Site Principals
- 10.8 Request to approve the purchase of ABC Mouse Early Learning Academy for the 2018-2019 school year at a cost not to exceed \$3,125 – Educational funds – Kathy Wright
- 10.9 Request approval to renew the AVID membership and pay dues for River Delta Unified School District schools for the 2018-2019 school year - \$37,696 - Educational Service Funds – Kathy Wright
- 10.10 Request to approve the renewal of 61 Odysseyware web-based instructional program licenses for use in Alternative Education, Special Education and Adult Education throughout the district for the 2018-2019 school year at a cost not to exceed \$45,200 – Educational Services and Adult Education Funds – Kathy Wright
- 10.11 Request to approve of purchase of licenses for IXL Learning Math Software for the 2018-2019 school year at a cost not to exceed \$4,076 – Educational Service Funds – Kathy Wright
- 10.12 Request the approval for the purchase of Measures of Academic Performance (MAP) assessments for student's grades K-10 at a cost not to exceed \$22,865 - Educational Services Funds– Kathy Wright
- 10.13 Request to approve the Renewal of licenses with Renaissance Learning Educational Software Licenses for the 2018-2019 school year at a cost not to exceed \$20,416.77 - Educational Services & After School Program Funding – Kathy Wright
- 10.14 Request to approve the Medical Billing Systems, Inc. Agreement for the 2018-2019 school year at a cost not to exceed \$1,000 – Educational Services Funds– Kathy Wright
- 10.15 Request to approve the purchase of licenses for Turnitin, LLC software for the 2018-2019 school year at a cost not to exceed \$5,190 – Educational Services Funds– Kathy Wright

- 10.16 Request to approve the renewal of the 460 Lexia Reading Program licenses for 1 year at \$30 per license at a cost not to exceed \$13,800 – Educational Services Funds- Kathy Wright
- 10.17 Request to approve the Professional Expert Agreement with Linda Van DeMaele to provide health services and instruction for the 2018-2019 school year at a cost not to exceed \$9000, General Fund – Kathy Wright
- 10.18 Request to approve the 2018-19 Consolidated Application (Con App) – Kathy Wright
- 10.19 Request to approve the modifications to River Delta Unified School Districts Disciplinary Guide to meet California Education Codes – Don Beno
- 10.20 Donations to Receive and Acknowledge:

Rio Vista High School – “Every Senior Receives a Yearbook”

Danny and Angie Hagan & Family
 Rio Vista Rotary Club
 Jerry and Nadine Penick
 Kyle and Kearsten Turk
 Danny and Delinda Bowers
 George and Kristy Apple
 Tammy Trujillo
 Robert and Susan Hickey
 Roxanne Stiles-Donnelly
 Maria Elena Becerra
 Collin and Jessica Turk
 Ann Riedmiller
 Amador and Ann Arroyo
 Hector and Stefanie Dela Rosa
 Page and Sara Baldwin

Riverview Middle School – General Donation

Beth Brockhouse (PG&E) - \$102.56

Item 10.3 was pulled for further discussion

Member Donnelly moved to approve with item 10.3 being pulled, Member Maghoney seconded. Motion carried 6 (Ayes: Fernandez, Olson, Donnelly, Elliot, Maghoney, Bettencourt): 0 (Nays): 1 (Absent: Riley)

Public comment: Susan Dole, parent of three district students, stated that she is concerned for the student’s emotional well-being and discipline issues at Riverview Middle School. She stated Riverview is struggling as a whole and would benefit from additional counseling services provided by Rio Vista CARE. Mrs. Dole asked that if additional funds become available that they are directed to Riverview Middle School.

Kathy Wright made clarification regarding services for consent item 10.3

Board President Fernandez asked when the district funding for Rio Vista CARE had been increased from \$5,000 to \$10,000 since the funding had been decreased during the budget cuts seven or eight years ago. Ms. Kathy Wright noted the funding increased last year. Board President Fernandez requested the items that were cut in prior years, such as the library assistants, be considered for refunding if funds become available.

- 10.3 Request to approve the Independent Contract for Services Agreement with Rio Vista CARE for the 2018 -2019 school year at a cost not to exceed \$10,000 – Special Education and General Funds – Kathy Wright

Member Donnelly moved to approve item 10.3, Member Bettencourt seconded. Motion carried 6 (Ayes: Fernandez, Olson, Donnelly, Elliot, Maghoney, Bettencourt): 0 (Nays): 1 (Absent: Riley)

Board President Fernandez acknowledged those who donated and thanked them for their support.

- 11. Request to approve the second and final reading of the updated or new Board Policies, Administrative Regulations and or Exhibits due to new legislation or mandated language and citation revisions as of May 2018 – Don Beno

Member Bettencourt moved to approve, Member Olson seconded. Motion carried 6 (Ayes: Fernandez, Olson, Donnelly, Elliot, Maghoney, Bettencourt): 0 (Nays): 1 (Absent: Riley)

12. Request to approve and adopt the 2018-2019 LCAP for River Delta Unified School District – Don Beno
Member Olson moved to approve, Member Donnelly seconded. Motion carried 6 (Ayes: Fernandez, Olson, Riley, Donnelly, Maghoney, Bettencourt): 0 (Nays): 1 (Absent: Elliott)

13. Request to approve and adopt the Proposed 2018-2019 District Budget for River Delta Unified School District – Elizabeth Keema-Aston
Member Bettencourt moved to approve, Member Elliott seconded. Motion carried 6 (Ayes: Fernandez, Olson, Donnelly, Elliot, Maghoney, Bettencourt): 0 (Nays): 1 (Absent: Riley)

14. Request to approve the contract with Loy Mattison Enterprises, E-rate Consultant to provide assistance with the E-Rate process in fiscal year 2018-2019, not to exceed \$8,000 – Elizabeth Keema-Aston
Member Olson moved to approve, Member Elliott seconded. Motion carried 6 (Ayes: Fernandez, Olson, Donnelly, Elliot, Maghoney, Bettencourt): 0 (Nays): 1 (Absent: Riley)

15. Request to approve the adoption and purchase of “myWorld Interactive K-5” by Pearson for the K-5 History Social Science program and “myWorld Interactive Secondary” by Pearson for 6th Grade History-Social Science program at a cost not to exceed \$111,343.35. - Educational Funds – Kathy Wright
Member Donnelly moved to approve, Member Elliott seconded. Motion carried 6 (Ayes: Fernandez, Olson, Donnelly, Elliot, Maghoney, Bettencourt): 0 (Nays): 1 (Absent: Riley)

16. Request to approve the adoption and purchase of “myWorld Interactive Secondary” by Pearson for the 7th – 12th Grade History-Social Science program at a cost not to exceed \$142,938.91 - Educational Funds – Kathy Wright
Member Olson moved to approve, Member Donnelly seconded. Motion carried 6 (Ayes: Fernandez, Olson, Donnelly, Elliot, Maghoney, Bettencourt): 0 (Nays): 1 (Absent: Riley)

17. Request to approve the budget of \$150,000 and to authorize the Superintendent to award and finalize contracts for the Student Drop-off Loop Repairs at D. H. White Elementary School. Contractor to be determined – ERP Funds - Don Beno
Member Fernandez moved to approve, Member Bettencourt seconded. Motion carried 6 (Ayes: Fernandez, Olson, Donnelly, Elliot, Maghoney, Bettencourt): 0 (Nays): 1 (Absent: Riley)

18. Request the Board’s approval to file a Notice of Completion for the District Wide Lighting Retrofit Project (Prop. 39) completed on June 22, 2018 – Elizabeth Keema-Aston
Member Olson moved to approve, Member Elliott seconded. Motion carried 6 (Ayes: Fernandez, Olson, Donnelly, Elliot, Maghoney, Bettencourt): 0 (Nays): 1 (Absent: Riley)

19. Re-Adjourn to continue Closed Session was not necessary.

20. Re-Adjourning to continue Closed Session was not necessary – no actions to report. Adjournment: There being no further business before the Board, Board President Fernandez asked for a motion to adjourn.
Member Bettencourt moved to approve, Member Olson seconded. Motion carried 6 (Ayes: Fernandez, Olson, Donnelly, Elliot, Maghoney, Bettencourt): 0 (Nays): 1 (Absent: Riley)

21. The meeting was adjourned at 7:22 p.m.

Submitted:

Approved:

Don Beno, Superintendent and
Secretary to the Board of Trustees

Marilyn Riley, Clerk, Board of Trustees

By: Jennifer Gaston, Recorder
End

RIVER DELTA UNIFIED SCHOOL DISTRICT

MINUTES

SPECIAL MEETING
July 27, 2018

1. **Call Open Session to Order** – Board Clerk Marilyn Riley called the Open Session of the meeting of the Board of Trustees to order at 9:00 a.m. on July 27, 2018 at the River Delta Unified School District Office, Rio Vista, California.
 2. **Roll Call of Members:**
 - Alicia Fernandez, President (Absent)
 - Don Olson, Vice President (Absent)
 - Marilyn Riley, Clerk
 - Sarah Donnelly, Member
 - Chris Elliott, Member
 - Katy Maghoney, Member (Absent)
 - David Bettencourt, Member

Also present: Don Beno, Superintendent
 3. **Review, Approve the Closed Session Agenda and Adjourn to Closed Session**
 - 3.1 Board Clerk Riley announced items on the Closed Session Agenda.
 - 3.2 Public Comment on Closed Session Agenda Items. – *None to report*
 - 3.3 Approve Closed Session Agenda and Adjourn to the **Closed Session**
 4. Board Clerk Riley asked for a motion to adjourn the meeting to Closed Session @ 9:01 am
Member Bettencourt moved to approve, Member Elliott seconded. Motion carried 4 (Ayes: Riley, Donnelly, Elliott, Bettencourt): 0 (Nays): 3 (Absent: Fernandez, Olson, Maghoney)
 5. **Open Session was reconvened at 9:15 am**
 - 5.1 Roll was retaken, Members Fernandez, Olson and Maghoney were absent; and all other members were present.
Also present: Don Beno, Superintendent; and Jennifer Gaston, Recorder.
 - 5.2 The Pledge of Allegiance was led by Marcy Rossi
 6. **Report of Action taken, if any, during the Closed Session** (Government Code Section 54957.1)
No action was taken.
 7. **Review and Approve the Open Session Agenda**
Member Donnelly moved to approve, Member Riley seconded. Motion carried 4 (Ayes: Riley, Donnelly, Elliott, Bettencourt): 0 (Nays): 3 (Absent: Fernandez, Olson, Maghoney)
 8. **Public Comment:** None to report.
 9. Request to approve the Personnel Transaction Report as of July 27, 2018 – Don Beno
Member Bettencourt moved to approve, Member Donnelly seconded. Motion carried 4 (Ayes: Riley, Donnelly, Elliott, Bettencourt): 0 (Nays): 3 (Absent: Fernandez, Olson, Maghoney)
- Mr. Beno congratulated Marcy Rossi for her new role in the district as Riverview Middle School Principal. Mrs. Rossi thanked Mr. Beno and the Board for the opportunity. Mr. Beno announced that a formal introduction to the Board and community will take place at the August 14, 2018 Regular Scheduled Board Meeting.
10. Re-Adjourning to continue Closed Session was not necessary – no actions to report.
 11. Adjournment: There being no further business before the Board Clerk Riley asked for a motion to adjourn. Mr. Beno thanked the Board for taking the time to attend the Special Board meeting.
Member Donnelly moved to approve, Member Riley seconded. Motion carried 4 (Ayes: Riley, Donnelly, Elliott, Bettencourt): 0 (Nays): 3 (Absent: Fernandez, Olson, Maghoney)

The meeting was adjourned at 9:21 am.

Submitted _____
Don Beno, Superintendent and
Secretary to the Board of Trustees

Approved _____
Marilyn Riley, Clerk, Board of Trustees

By: Jennifer Gaston, Recorder
End

BOARD OF TRUSTEES



RIVER DELTA UNIFIED SCHOOL DISTRICT

Meeting Date: August 14, 2018

Attachments: _____

Item no. 10.2

From: Bonnie Kauzlarich, Dir. of Personnel

SUBJECT **MONTHLY PERSONNEL TRANSACTION REPORT**

Action: _____

Consent: _____

Background

Status:

Presenter: Don Beno, Superintendent

Other People Who Might Be Present:

Cost &/or Funding Sources

Recommendation: That the Board approve the Monthly Personnel Transaction Report as submitted.

Time: 2 minutes _____

RIVER DELTA UNIFIED SCHOOL DISTRICT
PERSONNEL TRANSACTION AND REPORT
DATE: August 14, 2018

NAME	SCHOOL OR DEPARTMENT	NEW OR CURRENT POSITION	TRANSACTION, EFFECTIVE AT
			*CLOSE OF THE DAY
			**BEGINNING OF THE DAY
ADMINISTRATIVE			
CERTIFICATED			
Erik Mulidor	Delta High/Clarksburg Middle	Math Teacher .50 FTE	Hired effective **8/3/18 (NEW)
Erik Mulidor	Delta High/Clarksburg Middle	Temporary Math Teacher .50 FTE	Hired effective **8/3/18 (Temp Replace Betzabel Ortiz-Shelton)
Jasmine Randall	Walnut Grove Elementary	ELD Teacher 1.0 FTE	Hired effective **8/3/18 (Vice Gina Martinez)
Nancy Vielhauer	Rio Vista High	Math Teacher 1.0 FTE	Resigned effective *7/30/18
Sarah Kwon	Delta High/Clarksburg Middle	Science Teacher 1.0 FTE	Hired effective **8/3/18 (Vice Chelsea Villegas)
Elias Rivera	Rio Vista High	Temporary Art Teacher 1.0 FTE	Hired temp effective **8/3/18(Vice Megan Davis ML)
Mark Hamilton	Rio Vista High	Math Teacher 1.0 FTE	Hired effective **8/6/18 (Vice Nancy Vielhauer)
Jason Duarte	Riverview Middle School	Science Teacher 1.0 FTE	Hired effective **8/15/18 (Vice Jacob Santos)
CLASSIFIED MANAGEMENT			
Kenneth Gaston	Districtwide	Director of MOT 1.0 FTE	Hired effective TBD (Vice Craig Hamblin)
CLASSIFIED			
Haydee Perry	District Office	Accounting Specialist 1.0 FTE	Resigned effective *6/26/18
Cassidy Hansen	D.H. White School	Inst. Asst. IV 6.5 hrs/day	Resigned effective **8/8/18
Yesenia Camacho	Walnut Grove Elem.	Inst. Asst. I .25 hrs/day	Hired effective **8/8/18 (NEW)
Geovotie Holliday	Walnut Grove Elem.	Inst. Asst. I .75 hrs/day	Hired effective **8/8/18 (NEW)

BOARD OF TRUSTEES
RIVER DELTA UNIFIED SCHOOL DISTRICT
445 Montezuma Street
Rio Vista, CA 94571-1651



BOARD AGENDA BRIEFING

Meeting Date: August 14, 2018
Attachments: X

From: Elizabeth Keema-Aston, Chief Business Officer
Item No.: _____
Action Item: _____
Consent Action: X
Information Only: _____

SUBJECT: Approve Monthly Expenditure Summary

Background: The staff prepares a report of expenditures for the preceding two months.

Presenter: Elizabeth Keema-Aston, Chief Business Officer

Other People Who Might Be Present:

Cost and/or Funding Sources:

Not Applicable

Recommendation:

That the Board approves the monthly expenditure summary report as submitted.

Cutoff amount: \$1.00

Select vendors with 1099 flags: of any setting.

Select payments with 1099 flags: of any setting.

Input file: Unknown Updated:

Report prepared: Wed, Aug 01, 2018, 10:20 AM

Vendor Name/Address	Total	Description	Date	Warrant Reference	Amount	1099
000323 ACADEMIC THERAPY PUBLICATIONS HIGH NOON BOOKS/ANN ARBOR PUB 20 LEVERONI COURT NOVATO, CA 94949-5746 (0) - 0 N	94.50	231994 SP ED BOOKLETS	06/28/2018	18413670 PO-180753	94.50	N
013287 ACSA FOUNDATION FOR ED ADMIN 1575 BAYSHORE HIGHWAY BURLINGAME, CA 94010 (800) 608-2272 N	326.66	MAY 2018 ACSA DUES	06/05/2018	18406925 PV-180640	326.66	N
014641 ALDUENDA, YESENIA PO BOX 272 COURTLAND, CA 95615 (0) - 0 N	35.35	RVHS ED SV SUPPLIES	06/07/2018	18407624 PO-181190	35.35	N
014775 ANDYMARK, INC 2311 N. WASHINGTON STREET KOKOMO, IN 46901 (877) 868-4770 N	4,068.50	207702 CRANE RVHS ENG SUPPLIES 207702 CRANE RVHS ENG SUPPLIES 207702 CRANE RVHS ENG SUPPLIES 207702 CRANE RVHS ENG SUPPLIES 207702 CRANE RVHS ENG SUPPLIES 207702 CRANE RVHS ENG SUPPLIES	06/07/2018 06/07/2018 06/07/2018 06/07/2018 06/07/2018 06/07/2018	18407625 PO-181103 18407625 PO-181103 18407625 PO-181103 18407625 PO-181103 18407625 PO-181103 18407625 PO-181103	141.78- 188.78 141.78 188.78- 1,745.00 2,323.50	N N N N N N
010263 AP EXAMINATIONS P.O. BOX 6671 PRINCETON, NJ 08541-6671 (0) - 0 N	9,498.00	RVHS AP EXAMS RVHS AP EXAMS 050605 DHS AP EXAMS 050605 DHS AP EXAMS	06/21/2018 06/21/2018 06/21/2018 06/21/2018	18411263 PO-181366 18411263 PO-181366 18411304 PV-180667 18411304 PV-180667	525.00 5,000.00 473.00 3,500.00	N N N N
014572 ARREOLA, JOANA 7149 SNOWY BIRCH WAY SACRAMENTO, CA 95823 (0) - 0 N	134.40	ASP CONF REIMB	06/07/2018	18407657 TC-180341	134.40	N

ASP SUPPLIES	06/21/2018	18411265	PO-181315	564.33	N
ASP SUPPLIES	06/21/2018	18411265	PO-181315	45.85-	N
ASP SUPPLIES	06/21/2018	18411265	PO-181315	564.33	N
ASP SUPPLIES	06/21/2018	18411265	PO-181316	529.99	N
ASP SUPPLIES	06/21/2018	18411265	PO-181316	529.99	N
ASP SUPPLIES	06/21/2018	18411265	PO-181316	529.99	N
CRANE SUPPLIES RVHS	06/21/2018	18411265	PO-181320	13.14	N

Vendor Name/Address	Total	Description	Date	Warrant Reference	Amount	1099

014367 BANK OF AMERICA (Continued...)		CRANE SUPPLIES RVHS	06/21/2018	18411265 PO-181320	13.14-	N
		CRANE SUPPLIES RVHS	06/21/2018	18411265 PO-181320	161.78	N
		ISLE CROSS COUNTRY TSHIRTS	06/21/2018	18411265 PO-181329	419.65	N
		BUS OFF ULTRAMON	06/21/2018	18411265 PO-181337	38.07	N
		RVHS PROJECTOR LAMP	06/21/2018	18411265 PO-181338	9.39	N
		RVHS PROJECTOR LAMP	06/21/2018	18411265 PO-181338	115.54	N
		RVHS PROJECTOR LAMP	06/21/2018	18411265 PO-181338	9.39-	N
		DO RETIREMENT PLAQUES	06/21/2018	18411265 PO-181347	11.34-	N
		DO RETIREMENT PLAQUES	06/21/2018	18411265 PO-181347	11.34	N
		DO RETIREMENT PLAQUES	06/21/2018	18411265 PO-181347	139.60	N
		SP ED RVHS AIDE SENIOR TRIP	06/21/2018	18411265 PO-181348	120.00	N
		NURSE VISION SCRNING TRAINING	06/21/2018	18411265 PO-181349	150.00	N
		MIG ED SMR SCL SUPPLIES	06/21/2018	18411295 PO-181350	112.24	N
		RVHS GRAD PROGRAMS	06/21/2018	18411265 PO-181352	161.64	N
		RVHS GRAD PROGRAMS	06/21/2018	18411265 PO-181352	13.13	N
		RVHS GRAD PROGRAMS	06/21/2018	18411265 PO-181352	13.13-	N
		MIG ED SMR SCL NATURE PROGRAM	06/21/2018	18411265 PO-181353	157.40	N
		MIG ED SMR SCL NATURE PROGRAM	06/21/2018	18411265 PO-181353	314.60	N
		MAINT SPRINKLERS	06/21/2018	18411265 PO-181354	1,399.00	N
		MAINT SPRINKLERS	06/21/2018	18411265 PO-181354	113.67	N
		MAINT SPRINKLERS	06/21/2018	18411265 PO-181354	113.67-	N
		ASP SUPPLIES	06/21/2018	18411305 PV-180669	79.95-	N
		ASP SUPPLIES	06/21/2018	18411305 PV-180669	984.00	N
		ASP SUPPLIES	06/21/2018	18411305 PV-180669	79.95	N
		EPA ID #	06/21/2018	18411305 PV-180669	200.00	N
		ISLE HOTEL REFUND	06/21/2018	18411305 PV-180669	670.03-	N

013874 BARRY'S MACHINE & SUPPLY	85.44	35413 MAINT SUPPLIES	06/14/2018	18409560 PO-180125	85.44	7
PO BOX 458						
COURTLAND, CA 95615						
(916) 775-1426						
		Y BARRY MCCLAIN				

012147 BECERRA, LUCIA	357.86	ASP CONF REIMB	06/07/2018	18407658 TC-180342	79.12	N
		ASP CONF REIMB	06/07/2018	18407658 TC-180342	79.12	N
		ASP CONF REIMB	06/07/2018	18407658 TC-180342	79.12	N
		ASP MILEAGE	06/26/2018	18412626 TC-180365	40.10	N
		ASP MILEAGE	06/26/2018	18412626 TC-180365	40.20	N
		ASP MILEAGE	06/26/2018	18412626 TC-180365	40.20	N
		(0) - 0		N		

011231 BECERRA, MARIA ELENA	311.48	BATES SUPPLIES	06/07/2018	18407626 PO-181219	311.48	N

PO BOX 98
COURTLAND, CA 95615

(0) - 0 N

Vendor Name/Address	Total	Description	Date	Warrant Reference	Amount	1099
002104 BEL AIR P.O. BOX 15618 SACRAMENTO, CA 95852 (888) 208-8930	548.14	50000034 DHS AG SUPPLIES 50000034 DHS AG SUPPLIES	06/28/2018 06/28/2018	18413693 PV-180704 18413693 PV-180704	274.07 274.07	N N
014080 BENO, DON 44438 N. EL MACERO DAVIS, CA 95618 (503) 723-3892	32.93	SUPT SUPPLIES	06/05/2018	18406945 TC-180334	32.93	N
013642 BLACK POINT ENVIRONMENTAL INC 930 SHILOH RD BLDG 40F WINDSOR, CA 95492 (707) 837-7407	375.75	1917 PROJ #247 146 MAGNOLIA	06/21/2018	18411306 PV-180670	375.75	N
014791 BOOKSOURCE 1230 MACKLIND AVE ST. LOUIS, MO 63110 (0) - 0	983.89	747599 ASP SUPPLIES	06/14/2018	18409561 PO-181296	983.89	N
014705 BROWN, JEFFREY 1157 JENSEN CIR. PITTSBURG, CA 94565 (0) - 0	1,280.00	100005 PROF SERV RADIO RIO	06/05/2018	18406944 PV-180641	1,280.00	Y
012886 BROWN, MALLORY 39460 S RIVER ROAD CLARKSBURG, CA 95612 (0) - 0	233.33	ASP SUPPLIES ASP CONF REIMB	06/05/2018 06/07/2018	18406895 PO-180663 18407659 TC-180343	48.63 184.70	N N
014614 BUCKMASTER 623 W. STADIUM LANE	935.07	352844 DHS SERV CONTRACT 348332/349537/347600 DHS PRINT	06/07/2018 06/21/2018	18407628 PO-180333 18411266 PO-180859	258.04 612.64	N N

SACRAMENTO, CA 95834

352845 CMS PRINTER SUPPLIES

06/21/2018 18411266 PO-180989

64.39 N

(916) 923-0500

N

Vendor Name/Address	Total	Description	Date	Warrant Reference	Amount	1099
012497 BUSWEST 21107 CHICO STREET CARSON, CA 90745 (209) 531-3928	2,867.71	102011 TRANS PARTS MW18-1042 SANCHEZ TRAINING	06/14/2018 06/26/2018	18409575 PO-180926 18412588 PO-181281	2,767.71 100.00	N N
012212 CAASFEP INSTITUTE C/O A+ EVENTS 836B SOUTHAMPTON RD #304 BENICIA, CA 94510 () -	175.00	ED SV K. WRIGHT WORKSHOP	06/26/2018	18412590 PO-181340	175.00	N
010825 CABE 20888 AMAR ROAD WALNUT, CA 91789 (626) 814-4441	355.00	A18529 ED SV CABE REGIST	06/14/2018	18409586 PV-180654	355.00	N
003681 CALIFORNIA AMERICAN WATER P.O. BOX 7150 PASADENA, CA 91109-7150 (888) 237-1333	679.42	ISLE WATER SERV ISLE WATER SERV ISLE WATER SERV	06/12/2018 06/12/2018 06/12/2018	18408714 PV-180652 18408714 PV-180652 18408714 PV-180652	138.73 266.58 274.11	N N N
012079 CALIFORNIA CLEAR BOTTLED P.O. BOX 981 14410 W.G. THORNTON RD WALNUT GROVE, CA 95690 (916) 776-1544	157.50	ZRI007 RMS WATER ZBA006 BATES WATER ZMOO02 MOKE WATER ZWA009 ASP WATER	06/21/2018 06/21/2018 06/21/2018 06/21/2018	18411267 PO-180010 18411267 PO-180365 18411267 PO-180458 18411307 PV-180671	43.50 35.25 52.25 26.50	7 7 7 7
002344 CALIFORNIA LABORATORY SERVICES 3249 FITZGERALD ROAD RANCHO CORDOVA, CA 95742 (0) - 0	336.00	MAINT WATER TESTING MAINT WATER TESTING	06/07/2018 06/21/2018	18407644 PO-180127 18411268 PO-180127	112.00 224.00	N N
		N GLOBAL LABS IN				

Vendor Name/Address	Total	Description	Date	Warrant Reference	Amount	1099
012268 CALIFORNIA WASTE RECOVERY SYSTEMS 175 ENTERPRISE CT STE #A GALT, CA 95632-9047 (209) 369-6887 N	1,134.68	ISLE GARBAGE SERV	06/12/2018	18408715 PV-180651	1,134.68	N
014804 CAMARGO NUNEZ, ROSA 511 N. FILBERT ST STOCKTON, CA 95205 (0) - 0 N	64.71	ED SV CONF REIMB COUNS CONF REIMB	06/07/2018 06/26/2018	18407660 TC-180344 18412627 TC-180366	41.33 23.38	N N
014626 CAREER CRUISING TORONTO ON M4S 1Y5 CANADA, (800) 965-8541 N	2,935.00	C1031868 CAREER CRSING SFTWARE	06/05/2018	18406913 PO-181291	2,935.00	N
013247 CARVALHO, STEPHANIE 45 SIERRA AVE RIO VISTA, CA 94571 (0) - 0 N	135.26	ASP CONF REIMB	06/07/2018	18407661 TC-180345	135.26	N
014547 CASEY, NICHOLAS 2318 Windy Springs LN BRENTWOOD, CA 94513 (0) - 0 N	371.65	DHW SUPPLIES DHW SUPPLIES WIND RIVER MILEAGE WIND RIVER CONF REIMB	06/05/2018 06/14/2018 06/26/2018 06/28/2018	18406915 PO-181186 18409562 PO-181186 18412638 TC-180377 18413701 PV-180714	55.14 20.00 67.58 228.93	N N N N
014745 CASMEC 2417 N. 11TH AVE HANFORD, CA 93230 (0) - 0 N	190.00	DHS CASMEC R. VEIRS REGIST	06/26/2018	18412591 PO-180916	190.00	N

Vendor Name/Address	Total	Description	Date	Warrant Reference	Amount	1099
014762 CATAPULT EMS 2 GOVERNORS LANE STE. B CHICO, CA 95926	3,234.08	1042381 CATAPULT EMS SYSTEM	06/21/2018	18411269 PO-180994	1,000.00	N
		1042381 CATAPULT EMS SYSTEM	06/21/2018	18411269 PO-180994	319.00	N
		1042381 CATAPULT EMS SYSTEM	06/21/2018	18411269 PO-180994	320.08	N
		1042381 CATAPULT EMS SYSTEM	06/21/2018	18411269 PO-180994	319.00	N
(0) - 0 N		1042381 CATAPULT EMS SYSTEM	06/21/2018	18411269 PO-180994	319.00	N
		1042381 CATAPULT EMS SYSTEM	06/21/2018	18411269 PO-180994	319.00	N
		1042381 CATAPULT EMS SYSTEM	06/21/2018	18411269 PO-180994	319.00	N
		1042381 CATAPULT EMS SYSTEM	06/21/2018	18411269 PO-180994	319.00	N
014798 CCHAT CENTER SACRAMENTO 11100 COLOMA RD RANCHO CORDOVA, CA 95670	504.65	RIVERDE4-18 SP ED HEARING SERV	06/28/2018	18413671 PO-181332	504.65	N
(916) 361-7290 N						
012182 CENTER OF MOVEMENT 125 BRUNING AVE RIO VISTA, CA 94571	5,000.00	180259 ED SV MINDFLNS CLASSES	06/07/2018	18407629 PO-180259	5,000.00	N
(707) 344-6683 N						
012862 CENTER STATE PIPE & SUPPLY DIV. OF HAJOCA CORP 520 N UNION STREET STOCKTON, CA 95205	753.73	5010146749 MAINT SUPPLIES	06/14/2018	18409576 PO-180128	567.85	N
		S010218663 MAINT SUPPLIES	06/26/2018	18412589 PO-180128	185.88	N
(209) 466-0871 N						
003380 CENTRAL VALLEY WASTE SERVICE INC P.O. BOX 78251 PHOENIX, AZ 85062-8251	2,231.30	BATES WASTE	06/05/2018	18406926 PV-180630	1,161.73	N
		WG WASTE	06/05/2018	18406926 PV-180630	864.52	N
		MOKE WASTE	06/05/2018	18406926 PV-180630	76.88	N
		TRANS WASTE	06/05/2018	18406926 PV-180630	128.17	N
(0) - 0 N						
013908 CIT TECHNOLOGY FINANCING SERVICES INC PO BOX 1638 LIVINGSTON, NJ 07039	262.76	31968718 CMS XEROX AGMNT	06/05/2018	18406896 PO-180626	262.76	N

(0) - 0 N



Vendor Name/Address	Total	Description	Date	Warrant Reference	Amount	1099
000201 CITY OF ISLETON P.O. BOX 716 101 SECOND STREET ISLETON, CA 95641 (916) 777-7770	411.05	68078 ISLE SEWER	06/05/2018	18406897 PO-180112	411.05	N
000077 CITY OF RIO VISTA P.O. BOX 745 ONE MAIN STREET RIO VISTA, CA 94571 (0) - 0	10,480.03	DO WATER RMS WATER DHW WATER RVHS WATER DO SEWER RMS SEWER DHW SEWER RVHS SEWER	06/12/2018 06/12/2018 06/12/2018 06/12/2018 06/12/2018 06/12/2018 06/12/2018 06/12/2018	18408716 PV-180653 18408716 PV-180653 18408716 PV-180653 18408716 PV-180653 18408716 PV-180653 18408716 PV-180653 18408716 PV-180653 18408716 PV-180653	178.86 1,372.61 518.68 1,920.27 160.73 1.65 4,261.37 2,065.86	N N N N N N N N
014088 CLINE, SUZANNE 501 CALIFORNIA ST RIO VISTA, CA 94571 (0) - 0	171.52	ISLE PRE SCL REIMB	06/28/2018	18413702 PV-180715	171.52	N
001621 COURTLAND MARKET INC 11711 HWY 160 PO BOX 156 COURTLAND, CA 95615 (0) - 0	345.80	MOKE SUPPLIES BATES SUPPLIES	06/21/2018 06/21/2018	18411271 PO-180650 18411271 PO-181220	17.95 327.85	N N
011107 COURTLAND TRUCK WORKS 12019 HWY 160 COURTLAND, CA 95615 (916) 775-1633	21,796.84	8542 BUS 17 REPAIRS 8542 BUS 17 REPAIRS 8542 BUS 17 REPAIRS	06/05/2018 06/05/2018 06/05/2018	18406927 PV-180631 18406927 PV-180631 18406927 PV-180631	21,796.84 76.87 76.87	N N N
014805 COX, KRISTINA PO BOX 516 ISLETON, CA 95641	25.00	CAFE REIMB AUSLYN, SOPHIA, LAU	06/07/2018	18407674 TC-180346	25.00	N

(0) - 0 N



Vendor Name/Address	Total	Description	Date	Warrant Reference	Amount	1099
013455 CREATIVE BUS SALES INC. 14740 RAMONA AVE CHINO, CA 91710 (909) 465-5528 N	378.44	5144109 TRANS PARTS	06/28/2018	18413686 PV-180697	378.44	N
013302 D & S PRESS 1105 "A" AIRPORT ROAD RIO VISTA, CA 94571 (707) 374-2442 N	178.79	3065 MAINT EXIT SIGNS	06/07/2018	18407630 PO-181355	178.79	N
013876 DATAPATH PO BOX 396009 SAN FRANCISCO, CA 94139 (888) 693-2827 N	26,882.75	137820 DO TECH SERV 137820 DO TECH SERV 137820 DO TECH SERV 137820 DO TECH SERV 137820 DO TECH SERV 137820 DW TECH SERVICES 137850 ISLE PRE SC CHROMEBOOKS 137408 DHS/CMS CARTS 138017 DHS/CMS CHROMEBOOKS 138017 DHS/CMS CHROMEBOOKS 138017 DHS/CMS CHROMEBOOKS 137408 DHS/CMS CARTS 138018 MOKE CHROMBOOKS	06/05/2018 06/05/2018 06/05/2018 06/05/2018 06/05/2018 06/05/2018 06/14/2018 06/28/2018 06/28/2018 06/28/2018 06/28/2018 06/28/2018 06/28/2018 06/28/2018	18406898 PO-180190 18406898 PO-180190 18406898 PO-180190 18406898 PO-180190 18406898 PO-180190 18406914 PO-180190 18409573 PO-181275 18413672 PO-181001 18413672 PO-181001 18413672 PO-181001 18413672 PO-181001 18413672 PO-181001 18413672 PO-181082	8,078.44 107.71 107.71 2,154.25 107.71 215.43 843.89 1,954.55 1,620.64 2,178.90 4,719.34 1,954.55 2,839.63	N N N N N N N N N N N N N N
013722 DE LAGE LANDEN PUBLIC FINANCE 1111 OLD EAGLE SCHOOL ROAD WAYNE, PA 19087 (800) 736-0220 N	1,534.57	59480539 DO SAVIN LEASE 59480539 DO SAVIN LEASE 59517510 BUS OFF COPY LEASE 59550562 BATES LEASE AGRMNT 59684906 SP ED COPIER LEASE 59684906 ED SV COPIER LEASE 59635026 WG MACHINE LEASE	06/21/2018 06/21/2018 06/21/2018 06/21/2018 06/26/2018 06/26/2018 06/28/2018	18411272 PO-180111 18411272 PO-180111 18411272 PO-180639 18411272 PO-181241 18412592 PO-180315 18412592 PO-180315 18413673 PO-180042	239.62 397.86 168.10 373.36 101.84 86.78 167.01	N N N N N N N
012807 DELTA ELEMENTARY CHARTER SCHOOL 36230 N SCHOOL ST CLARKSBURG, CA 95612 (916) 995-1335 N	139,961.00	JUNE TAX IN LIEU 16/17	06/05/2018 06/05/2018	18406928 PV-180632 18406928 PV-180632	141,021.00 1,060.00-	N N

Vendor Name/Address	Total	Description	Date	Warrant Reference	Amount	1099
010242 DEMCO INC 4810 FOREST RUN ROAD PO BOX 7488 MADISON, WI 53707-7488 (800) 356-1200	6,797.99	6399185 WG STEM SCIENCE 6399185 WG STEM SCIENCE	06/26/2018 06/26/2018	18412593 PO-181002 18412593 PO-181002	592.00 6,205.99	N N
014067 DISCOVERY OFFICE SYSTEMS 1269 CORPORATE CENTER PARKWAY SANTA ROSA, CA 95407 (707) 570-1000	542.68	55E1446406 BATES MAINT AGRMNT 55E1444053 WG MAINT CONTRACT 55E1422809 WG MAINT CONTRACT 55E1442807 ISLE COPIER CONTRAC 55E1448385 ISLE MAINT CHRGS 55E1449505 WG MAINT CHRGS	06/21/2018 06/21/2018 06/21/2018 06/26/2018 06/28/2018 06/28/2018	18411274 PO-181218 18411274 PO-181223 18411274 PO-181223 18412594 PO-181049 18413687 PV-180698 18413687 PV-180698	91.24 31.70 32.21 166.36 123.24 97.93	N N N N N N
012452 DOLK, HEATHER 311 CHARDONNAY WAY RIO VISTA, CA 94571 (707) 374-4836	53.63	ISLE CONF REIMB	06/05/2018	18406946 TC-180335	53.63	N
000116 DS WATERS OF AMERICA INCS 5660 NEW NORTHSIDE DRIVE SUITE 500 ATLANTA, GA 30328 (0) - 0	182.31	5005834 DO WATER	06/26/2018	18412611 PV-180685	182.31	N
010469 E.F. KLUDT & SONS INC P.O. BOX 166 LODI, CA 95241-0166 (0) - 0	2,661.87	#67995 TRANS OIL 238996 TRANS OIL	06/05/2018 06/21/2018	18406916 PO-180203 18411275 PO-180203	2,243.11 418.76	N N
013194 EAGLE SOFTWARE 1065 N PACIFICENTER DRIVE SUITE 400 ANAHEIM, CA 92806 (0) - 0	450.00	RW-11646 ED SV CALPADS RW11614 ED SV AERIES WEBINAR RW-11615 ED SV WEBINAR	06/14/2018 06/14/2018 06/21/2018	18409563 PO-181322 18409563 PO-181323 18411309 PV-180673	250.00 100.00 100.00	N N N

Vendor Name/Address	Total	Description	Date	Warrant Reference	Amount	1099
010413 EARLYCHILDHOOD LLC 2 LOWER RAGSDALE SUITE 200 MONTEREY, CA 93940 (800) 836-9515	1,848.06	D25465730102 ISLE PRE SC SUPPL D25465730101 ISLE PRE SC SUPPL P36980220101 ISLE PRE SCL SUPP D25481550102 F5 SUPPLIES	06/14/2018 06/14/2018 06/21/2018 06/21/2018	18409574 PO-181274 18409574 PO-181274 18411273 PO-180883 18411308 PV-180672	609.38 539.73 649.21 49.74	N N N N
012673 EDUCATIONAL RESOURCE SERVICES 3529 WOODRUFF AVENUE LOUISVILLE, KY 40215 (800) 579-1085	508.00	F0312-WG REST JUSTICE REGIST	06/05/2018	18406899 PO-180987	508.00	N
011903 EDUCATIONAL TESTING SERVICE 2731 SYSTRON DRIVE CONCORD, CA 94518 (0) - 0	163.40	SP20060441 ED SV ELPAC TESTING SP20060441 ED SV ELPAC TESTING SP20060441 ED SV ELPAC TESTING	06/28/2018 06/28/2018 06/28/2018	18413674 PO-180860 18413674 PO-180860 18413674 PO-180860	163.40 13.28 13.28	N N N
012095 EFFIE YEAW NATURE CENTER P.O. BOX 579 CARMICHAEL, CA 95609 (916) 489-4918	30.00	6369 MIG ED SMR SCL NATURE PRG	06/21/2018	18411270 PO-181365	30.00	N
010042 EMIGH, JENNIFER 315 RANIER COURT RIO VISTA, CA 94571 (0) - 0	231.15	MIG ED SMR SCL SUPPLIES MIG ED SMR SCL SUPPLIES	06/26/2018 06/26/2018	18412595 PO-181368 18412628 TC-180367	199.58 31.57	N N
013563 FARRELL, DONALD 307 BRANCHWOOD DRIVE RIO VISTA, CA 94571 (0) - 0	25.00	TRANS REIMB TOLL	06/07/2018	18407662 TC-180347	25.00	N

(800) 533-0446

N THE PROPHET CO

Vendor Name/Address	Total	Description	Date	Warrant Reference	Amount	1099
014483 GOSS, HEATHER PO BOX 420 DUNNIGAN, CA 95937 (0) - 0 N	158.49	F5 MILEAGE	06/12/2018	18408717 TC-180359	158.49	N
003598 GRAINGER 3691 INDUSTRIAL BLVD WEST SACRAMENTO, CA 95691-3479 (916) 372-7800 N W.W. GRAINGER	429.61	9788613074 MAINT SUPPLIES	06/14/2018	18409578 PO-180131	429.61	N
014573 GREAT AMERICA FINANCIAL SVCS PO BOX 660831 DALLAS, TX 75266-0831 (877) 311-4422 N	995.28	22696727 CMS SERV CONTRACT 22819561 DHS COPIER LEASES 22856428 CMS SERV CONTRACT	06/07/2018 06/21/2018 06/26/2018	18407646 PO-180334 18411276 PO-180332 18412597 PO-180334	309.95 375.38 309.95	N N N
014449 GROWING HEALTHY CHILDREN THERAPY SERVICES, INC 3498 GREEN VALLEY RD RESCUE, CA 95672 (530) 391-8670 N JON CHU	360.00	1805 SP ED SERVICES	06/14/2018	18409588 PV-180656	360.00	N
014500 HAND IN HAND THERAPEUTICS 214 ELMWOOD AVE MODESTO, CA 95354 (209) 604-8533 Y WAYNE STEVENSO	2,966.67	SP ED OCC THERAPY W/E 5/25 SP ED OCC THERAPY W/E 5/31 SP ED OCC THERAPY W/E 6/15 SP ED OCC THERAPY W/E 6/18	06/05/2018 06/21/2018 06/21/2018 06/26/2018	18406917 PO-180306 18411296 PO-180306 18411296 PO-180306 18412608 PO-180306	1,200.00 600.00 600.00 566.67	Y Y Y Y
014222 HCI AUDIOMETRICS 5272 JERUSALEM CT STE A MODESTO, CA 95356-9278 (800) 653-3277 N	190.00	1122192 AUDIMETER CALIBRATION	06/28/2018	18413688 PV-180699	190.00	N
000472 HENRY GO MD INC	85.00	#10623 ANGELIA DMV EXAM	06/21/2018	18411310 PV-180674	85.00	6

P.O. BOX 338
COURTLAND, CA 95615

() - Y

SACRAMENTO, CA 95815-3312

(0) - 0 N

Vendor Name/Address	Total	Description	Date	Warrant Reference	Amount	1099
000107 INLAND BUSINESS SYSTEMS 1500 NO. MARKET SACRAMENTO, CA 95834-1912	279.74	IN174903 RVHS MAINT AGRMNT IN174903 RVHS MAINT AGRMNT IN174903 RVHS MAINT AGRMNT	06/21/2018 06/21/2018 06/21/2018	18411278 PO-180310 18411278 PO-180310 18411278 PO-180310	213.04 33.35 33.35	N N N
(916) 928-0770						N
014682 JONES, ZAIDA 10267 CROYDON WAY RANCHO CORDOVA, CA 95670	77.40	SP ED MILEAGE	06/12/2018	18408718 TC-180360	77.40	N
(0) - 0						N
013649 JP PETROLEUM SERVICE 3065 ASANTE LANE WEST SACRAMENTO, CA 95691	699.02	6773 PRESSURE TEST	06/21/2018	18411311 PV-180675	699.02	Y
(916) 372-5693		Y JOHN P. PUUMAL				
013940 KELLY MOORE PAINTS CO INC 10299 EAST STOCKTON BOULEVARD SUITE 101 ELK GROVE, CA 95758	396.47	291479/263045 MAINT SUPPLIES 264144 MAINT SUPPLIES	06/21/2018 06/26/2018	18411297 PO-180136 18412613 PV-180687	137.33 259.14	N N
(650) 610-4370						N
012005 KIRK KENNER DBA DELTA REFRIDG 5 HILL CT. RIO VISTA, CA 94571	914.03	5021 CAFE REPAIRS	06/21/2018	18411316 PV-180681	914.03	7
(707) 374-6213		Y KENNER, KIRK				
014375 KITS FOR KIDZ 900 S. FRONTAGE RD STE #200 WOODRIDGE, IL 60517	1,347.50	205903 MIG ED SMR SCL SUPPLIES 205903 MIG ED SMR SCL SUPPLIES 205903 MIG ED SMR SCL SUPPLIES	06/28/2018 06/28/2018 06/28/2018	18413676 PO-181363 18413676 PO-181363 18413676 PO-181363	109.48 1,347.50 109.48	N N N
(800) 975-4587						N
000203 LAKESHORE LEARNING MATERIALS	1,781.28	5012260518 F5 SUPPLIES	06/07/2018	18407631 PO-181266	1,781.28	N

2695 E DOMINGUEZ STREET
CARSON, CA 90895

(800) 424-4772

N

Vendor Name/Address	Total	Description	Date	Warrant Reference	Amount	1099
011595 LAND PARK ACADEMY 6400 FREEPORT BLVD SACRAMENTO, CA 95822	7,031.02	1312839 SP ED DUES 1312838 SP ED DUES	06/07/2018 06/07/2018	18407645 PO-180533 18407645 PO-180535	3,160.25 3,870.77	N N
(916) 427-2273		N ADVANCE EDUCAT				
012149 LARIOS, MARIA 12801 RIVER ROAD COURTLAND, CA 95615	133.96	F5 MILEAGE F5 MILEAGE	06/07/2018 06/26/2018	18407664 TC-180349 18412629 TC-180368	123.28 10.68	N N
(0) - 0		N				
014670 LEARNING WITHOUT TEARS 806 W DIAMOND AVE #230 GAITHERSBURG, MD 20878	327.09	1208642 DHW SUPPLIES ED SV	06/26/2018	18412599 PO-181362	327.09	N
(888) 983-8409		N				
000548 LIRAS SUPERMARKET 609 HWY 12 RIO VISTA, CA 94571	1,402.92	#135 ED SV SUPPLIES #133 RMS SUPPLIES #63 ISLE SUPPLIES #55 RVHS SUPPLIES #55 RVHS SUPPLIES #135 ED SV SUPPLIES	06/05/2018 06/07/2018 06/14/2018 06/21/2018 06/21/2018 06/26/2018	18406930 PV-180634 18407632 PO-180012 18409565 PO-180109 18411279 PO-181095 18411279 PO-181207 18412614 PV-180688	102.93 50.08 213.29 461.35 468.92 106.35	N N N N N N
(707) 374-5399		N				
014807 LOMELI, MARIA PO BOX 115 CLARKSBURG, CA 95612	101.25	CAFE MICHAEL LUNCH REIMB	06/21/2018	18411317 PV-180682	101.25	N
(0) - 0		N				
013206 LOWE'S 8369 POWER INN ROAD ELK GROVE, CA 95624-3464	905.06	RVHS WOOD SHOP SUPPLIES MAINT SUPPLIES	06/21/2018 06/21/2018	18411280 PO-180070 18411298 PO-180138	79.16 825.90	N N
(866) 232-7443		N				
014665 LOY MATTISON ENTERPRISES	605.00	050118053118 ERATE SERVICES	06/14/2018	18409579 PO-180361	330.00	Y

7038 ALMOND HILL COURT
ORANGEVALE, CA 95662

060118062818 ERATE SERVICES

06/28/2018 18413677 PO-180361

275.00 Y

(0) - 0 Y

Vendor Name/Address	Total	Description	Date	Warrant Reference	Amount	1099
000711 LYMAN PARTS DEPOT 14301 RAILROAD AVE WALNUT GROVE, CA 95690- (916) 776-1744	150.51	13112 MAINT SUPPLIES	06/12/2018	18408708 PO-180139	150.51	N
		N THE LYMAN GROU				
011365 MARTIN, RITA 222 SPOONBILL LANE GALT, CA 95632 (0) - 0	26.16	MIG ED SMR SCL MILEAGE	06/26/2018	18412630 TC-180369	26.16	N
014144 MARTINEZ, SANDRA PO BOX 298 ISLETON, CA 95641 (0) - 0	221.28	F5 MILEAGE	06/07/2018	18407665 TC-180350	221.28	N
014355 MAXIM STAFFING SOLUTIONS 12558 COLLECTIONS CENTER DR CHICAGO, IL 60693 (800) 394-7195	3,203.99	57789402062 SP ED NURSING 5792450262 SP ED NURSHING 5810690262 SP ED NURSING SERV 5825180262 SP ED NURSING SERV	06/05/2018 06/05/2018 06/12/2018 06/21/2018	18406918 PO-180611 18406918 PO-180611 18408709 PO-180611 18411299 PO-180611	752.00 1,229.99 752.00 470.00	N N N N
014107 MCCARTY, MELADEE 12970 SELF-ESTEEM LANE GALT, CA 95632 (209) 601-2940	1,080.00	SP ED PROF SERV SP ED PROF SERV	06/05/2018 06/26/2018	18406900 PO-180307 18412615 PV-180689	720.00 360.00	N N
012735 MCKINLEY ELEVATOR CORP. 555 FULTON ST SUITE 202 SAN FRANCISCO, CA 94102 (415) 626-9951	300.00	A105167 ELEVATOR INSPECTION	06/28/2018	18413691 PV-180702	300.00	N
012056 MCMASTER-CARR SUPPLY COMPANY 600 NORTH COUNTY LINE ROAD	1,199.95	60150689/60337928 ENG SUPPLIES	06/07/2018	18407633 PO-181107	1,199.95	N

ELMHURST, IL 60126

(330) 995-5500

N

Vendor Name/Address	Total	Description	Date	Warrant Reference	Amount	1099
014231 MERIDIAN STUDENT PLANNERS 3131 W. MAIN SEDALIA, MO 65301 (888) 724-8512	1,932.63	89704 RVHS STUDENT PLANNERS	06/28/2018	18413678 PO-181133	1,932.63	N
012837 MOBILE MODULAR 5700 LAS POSITAS ROAD LIVERMORE, CA 94551 (925) 606-9000	535.00	1668986 MODULAR LEASE	06/26/2018	18412625 PV-180695	535.00	N
000151 NASCO MODESTO P.O. BOX 3837 4825 STODDARD ROAD MODESTO, CA 95352-3837 (209) 545-1600	840.65	RVHS AG SUPPLIES RVHS AG SUPPLIES	06/05/2018 06/05/2018	18406901 PO-181125 18406901 PO-181125	420.33 420.32	N N
014800 NETWORK TECHNOLOGIES INC. 1275 DANNER DR. AURORA, OH 44202 (330) 562-7070	579.89	229982 RADIO RIO SUPPLIES 229982 RADIO RIO SUPPLIES 229982 RADIO RIO SUPPLIES	06/07/2018 06/07/2018 06/07/2018	18407643 PO-181345 18407643 PO-181345 18407643 PO-181345	579.89 47.12 47.12	N N N
013877 NORRIS, CARRIE 4833 STEPPE COURT ELK GROVE, CA 95757 (0) - 0	1,150.12	WG SUPPLIES WG SUPPLIES WG SUPPLIES WG SUPPLIES WG CONF REIMB WG CONF REIMB	06/05/2018 06/05/2018 06/05/2018 06/05/2018 06/05/2018 06/07/2018	18406902 PO-180844 18406902 PO-180974 18406902 PO-181225 18406902 PO-181237 18406947 TC-180336 18407666 TC-180351	80.15 135.38 244.79 294.60 251.32 143.88	N N N N N N
014359 NORTH STATE TIRE CO 1610 KATHLEEN AVE SACRAMENTO, CA 95815 (916) 922-1075	3,061.87	TRANS TIRES	06/07/2018	18407634 PO-180209	3,061.87	N

Vendor Name/Address	Total	Description	Date	Warrant Reference	Amount	1099
014802 OAK HALL INDUSTRIES, L.P. PO BOX 1078 SALEM, VA 24153	197.41	1477419 RDHS CAPS/GOWNS 1477419 RDHS CAPS/GOWNS 1477419 RDHS CAPS/GOWNS	06/05/2018 06/05/2018 06/05/2018	18406932 PV-180642 18406932 PV-180642 18406932 PV-180642	16.04 16.04 197.41	N N N
(540) 387-0000						N
000193 OILWELL MATERIALS & HARDWARE CO INC 506 STATE HIGHWAY 12 RIO VISTA, CA 94571	897.33	MAINT SUPPLIES #1645 DHW SUPPLIES #1608 RVHS AG SUPPLIES	06/07/2018 06/26/2018 06/26/2018	18407648 PO-180141 18412600 PO-180581 18412600 PO-181245	702.81 25.23 169.29	N N N
(0) - 0						N
011429 OLIVER WORLDCLASS LABS INC PO BOX 1686 BENICIA, CA 94510	294.00	25971 DHW LICENSE RENEWAL	06/12/2018	18408704 PO-180033	294.00	N
(707) 747-1537						N
014465 PARKER & COVERT LAW OFFICE 17862 EAST SEVENTEENTH ST#204 EAST BUILDING TUSTIN, CA 92780	3,563.50	68058 ATTY SERVICES 68058 ATTY SERVICES 68058 ATTY SERVICES 68058 ATTY SERVICES	06/14/2018 06/14/2018 06/14/2018 06/14/2018	18409590 PV-180657 18409590 PV-180657 18409590 PV-180657 18409590 PV-180657	105.00 1,348.50 425.00 1,685.00	Y Y Y Y
(714) 573-0900		Y PARKER & COVE				
013692 PATIN, ANGELA 633 MADERE WAY RIO VISTA, CA 94571	223.49	ISLE MILEAGE NURSE MILEAGE	06/07/2018 06/26/2018	18407667 TC-180352 18412631 TC-180370	153.69 69.80	N N
(0) - 0						N
014392 PAULS, HOLLY PO BOX 511 WALNUT GROVE, CA 95690	213.08	WG SUPPLIES NURSE MILEAGE	06/07/2018 06/26/2018	18407668 TC-180353 18412632 TC-180371	32.14 180.94	N N
(916) 776-1215						N

RADIO RIO ELECT

06/28/2018 18413692 PV-180703

22.81 N

Vendor Name/Address	Total	Description	Date	Warrant Reference	Amount	1099
013458 PITNEY BOWES INC 1 ELMCROFT ROAD STAMFORD, CT 06926-0700 (800) 228-1071	370.12	3102203359 DO POST MACH LEASE	06/05/2018	18406903 PO-180223	370.12	N
002526 PITNEY BOWES RESERVE ACCOUNT 1245 EAST BRICKYARD ROAD SUITE 250 SALT LAKE CITY, UT 84106-4278 (0) - 0	2,500.00	DO POSTAGE	06/05/2018	18406904 PO-180224	2,500.00	N
014420 PIZZA FACTORY WALNUT GROVE 14127 RIVER ROAD WALNUT GROVE, CA 95690 (0) - 0	81.99	ED/WG SUPPLIES	06/05/2018	18406905 PO-181155	81.99	N
011646 PLACER CO OFFICE OF EDUCATION SP ED LOCAL PLAN AREA (SELPA) 360 NEVADA STREET AUBURN, CA 95603 () -	150.00	AR-18-01612 Z. JONES REGIST	06/26/2018	18412617 PV-180691	150.00	N
002737 PLATT 4021 SOUTH MARKET COURT SACRAMENTO, CA 95834 (916) 928-0929	66.27	R519580 MAINT SUPPLIES	06/21/2018	18411284 PO-180143	66.27	N
013554 POINT QUEST 6600 44TH STREET SACRAMENTO, CA 95823 (916) 422-0571	17,854.38	30891 SP ED DUES 30931/30923/30913 SP ED DUES #17 SP ED INST ASSTS #17 SP ED INST ASSTS	06/07/2018 06/07/2018 06/21/2018 06/21/2018	18407649 PO-180417 18407649 PO-180418 18411281 PO-181109 18411281 PO-181110	3,116.38 3,348.00 6,067.20 5,322.80	N N N N

Vendor Name/Address	Total	Description	Date	Warrant Reference	Amount	1099
014716 POSNICK, LISA 9955 LIVE OAK AVE GALT, CA 95632	96.34	BATES SUPPLIES	06/05/2018	18406906 PO-180746	96.34	N
(0) - 0						N
013244 PRECIADO, VICKI 737 LAUREL WAY RIO VISTA, CA 94571	675.14	WIND RIVER SUPPLIES RDHS GRAD SUPPLIES WIND RIVER MILEAGE WIND RIVER CONF REIMB	06/05/2018 06/07/2018 06/12/2018 06/26/2018	18406951 TC-180337 18407636 PO-181014 18408722 TC-180362 18412639 TC-180378	30.40 294.44 63.11 287.19	N N N N
(0) - 0						N
014589 PRECISION EXAMS 610 S 850 E SUITE 100 LEHI, UT 84043	4,950.00	14186 RVHS SITE LICENSE 14186 RVHS SITE LICENSE	06/26/2018 06/26/2018	18412601 PO-181369 18412601 PO-181369	1,780.78 3,169.22	N N
(801) 653-9356						N
012857 PRISTINE REHAB CARE 706 N. DIAMOND BAR BLVD STE #B DIAMOND BAR, CA 91765	32,455.69	5484/5481 SP ED SPCH THERAPY 5482/5465 SP ED SPCH THERAPY	06/12/2018 06/12/2018	18408710 PO-180300 18408710 PO-180300	16,512.00 15,943.69	7 7
(317) 371-3866						Y
011769 PRO SPORT FLOORS INC P.O. BOX 606 YUBA CITY, CA 95992	13,605.00	12703 GYM FLOORS	06/21/2018	18411320 PV-180676	13,605.00	N
(530) 755-1492						N
014788 PTM DOCUMENT SYSTEMS 2321 CIRCADIAN WAY SANTA ROSA, CA 95407	5,675.75	67027 RVHS SUPPLIES 67000 RVHS PRINT TO MAIL MACHI 67000 RVHS PRINT TO MAIL MACHI	06/05/2018 06/14/2018 06/14/2018	18406907 PO-181252 18409566 PO-181256 18409566 PO-181256	549.15 3,126.60 2,000.00	N N N
(707) 576-6364						N
001048 QUILL CORPORATION 100 SCHELTER ROAD	194.92	7393957/7405565 CDS SUPPLIES 7393957/7405565 BATES SUPPLIES	06/12/2018 06/12/2018	18408711 PO-180428 18408711 PO-180428	8.93 185.99	N N

LINCOLNSHIRE, IL 60094-0600

(800) 789-8965

N

Vendor Name/Address	Total	Description	Date	Warrant Reference	Amount	1099
013907 QUILL PRODUCTS PO BOX 94080 PALATINE, IL 60094-4080 () - N	1,634.49	7675590 CMS SUPPLIES	06/21/2018	18411282 PO-180331	1,634.49	N
014786 RAISING A READER NATIONAL 330 TWIN DOLPHIN DRIVE #147 REDWOOD CITY, CA 94065 (650) 489-0550 N	1,179.86	8036 F5 SUPPLIES	06/28/2018	18413679 PO-181264	1,179.86	N
014410 RAMBO, SONIA 9697 NATURE TRAIL WAY ELK GROVE, CA 95757 (0) - 0 N	846.25	RMS SUPPLIES RMS SUPPLIES RMS SUPPLIES	06/14/2018 06/21/2018 06/26/2018	18409580 PO-181248 18411300 PO-181248 18412602 PO-181248	17.29 321.55 507.41	N N N
000088 RAMOS OIL COMPANY INC DEPT # 34335 PO BOX 39000 SAN FRANCISCO, CA 94139-0001 (916) 371-2570 N	21,576.55	988469/988592 TRANS FUEL 988510/988706 TRANS FUEL 988250/988241/988812 FUEL 12/19 CREDIT 988755/988924 TRANS FUEL 988978/989159 TRANS FUEL 989206 TRANS FUEL	06/05/2018 06/07/2018 06/14/2018 06/14/2018 06/21/2018 06/26/2018 06/28/2018	18406919 PO-180202 18407650 PO-180202 18409581 PO-180202 18409581 PO-180202 18411283 PO-180202 18412618 PV-180692 18413694 PV-180705	4,248.52 4,652.48 5,458.47 1,836.54 4,570.27 3,670.94 812.41	N N N N N N N
014058 RASMUSSEN, AMY 662 SIMMER WAY RIO VISTA, CA 94571 (0) - 0 N	5.00	TRANS TOLL REIMB	06/07/2018	18407669 TC-180354	5.00	N
014803 REGAL SHORES DELTA SHORES 14 & IMAX 8136 DELTA SHORES CIRCLE SOUTH SACRAMENTO, CA 95832 (800) 792-8244 N	812.00	MIG ED SMMR SCL MOVER MIG ED SMMR SCL MOVIE	06/05/2018 06/05/2018	18406952 PO-181357 18406952 PO-181357	270.00 542.00	N N

Vendor Name/Address	Total	Description	Date	Warrant Reference	Amount	1099
012529 RGM AND ASSOCIATES 3230 MONUMENT WAY CONCORD, CA 94518	2,215.00	2223 PROJ RVD026	06/28/2018	18413703 PV-180713	2,215.00	N
(0) - 0						N
012706 RIEBE, REINA 9612 CONDA WAY ELK GROVE, CA 95624	100.00	WG SUPPLIES	06/05/2018	18406908 PO-180057	100.00	N
(916) 606-0404						N
010239 RIO VISTA SANITATION P.O. BOX 607 RIO VISTA, CA 94571-0607	2,443.87	DO WASTE DHW WASTE RVHS WASTE	06/05/2018 06/14/2018 06/14/2018	18406931 PV-180635 18409589 PV-180659 18409589 PV-180659	117.00 859.88 1,466.99	N N N
(0) - 0						N
000729 RIVER NEWS HERALD 21 S FRONT STREET RIO VISTA, CA 94571	78.00	6-7563 HR ADVERTISING	06/21/2018	18411285 PO-180387	78.00	N
(0) - 0						N GIBSON PUBLICA
010670 RIVERVIEW-INTERNATIONAL TRUCKS 2445 EVERGREEN AVE P.O. BOX 716 WEST SACRAMENTO, CA 95691	1,181.27	61671 TRANS PARTS	06/21/2018	18411301 PO-180214	1,181.27	7
() -						Y
011167 ROCHESTER 100 INC 40 JEFFERSON RD ROCHESTER, NY 14623	504.00	P87956 ASP SUPPLIES P87956 ASP SUPPLIES P87956 ASP SUPPLIES	06/05/2018 06/05/2018 06/05/2018	18406909 PO-181312 18406909 PO-181312 18406909 PO-181312	40.95 40.95 504.00	N N N
(585) 475-0200						N
014143 RODRIGUEZ, CLAUDIA	226.72	PARENT MILEAGE	06/26/2018	18412634 TC-180373	226.72	N

PO BOX 62
COURTLAND, CA 95615

(0) - 0 N

Vendor Name/Address	Total	Description	Date	Warrant Reference	Amount	1099
013655 ROSS, JENNIFER 920 ROLLING GREEN DR. RIO VISTA, CA 94571	10.00	TRANS SUPPLIES	06/05/2018	18406948 TC-180338	10.00	N
() -						N
012796 ROSSI, MARCY 128 N SECOND STREET RIO VISTA, CA 94571	118.81	ED SV MILEAGE	06/07/2018	18407670 TC-180355	118.81	N
(0) - 0						N
000119 S & W TIRE SERVICE INC P.O. BOX 377 14400 THORNTON ROAD WALNUT GROVE, CA 95690	552.27	1-636 TRANS SUPPLIES 1-636 TRANS REPAIRS	06/14/2018 06/28/2018	18409582 PO-180222 18413695 PV-180706	140.93 411.34	N N
(916) 776-1717						N
012449 S AND S WORLDWIDE 75 MILL STREET COLCHESTER, CT 06415	14.38	10253057 ASP SUPPLIES	06/14/2018	18409567 PO-181309	14.38	N
(800) 288-9941						N
000095 S M U D P.O. BOX 15555 SACRAMENTO, CA 95852	7,597.36	WG ELECT	06/14/2018	18409592 PV-180662	27.04	N
		WG ELECT	06/14/2018	18409592 PV-180662	573.51	N
		WG ELECT	06/14/2018	18409592 PV-180662	3,105.18	N
		TRANS ELECT	06/14/2018	18409592 PV-180662	13.52	N
(0) - 0		WG ELECT	06/14/2018	18409592 PV-180662	20.30	N
		TRANS ELECT	06/14/2018	18409592 PV-180662	105.61	N
		BATES ELECT	06/14/2018	18409592 PV-180662	382.19	N
		BATES ELECT	06/14/2018	18409592 PV-180662	3,341.72	N
		BATES ELECT	06/28/2018	18413696 PV-180708	28.29	N
000090 SACRAMENTO COUNTY UTILITIES 9700 GOETHE ROAD SUITE C SACRAMENTO, CA 95827	458.28	MOKE SEWER BATES SEWER WG SEWER	06/14/2018 06/28/2018 06/28/2018	18409593 PV-180660 18413697 PV-180707 18413697 PV-180707	112.13 164.08 182.07	N N N

(0) - 0 N



Vendor Name/Address	Total	Description	Date	Warrant Reference	Amount	1099
014680 SALCEDO, YULIANA 16791 GLASSCOCK RD LODI, CA 95242	587.23	PARENT MILEAGE	06/12/2018	18408720 TC-180363	587.23	N
(0) - 0						N
003501 SCHOLASTIC INC 2931 EAST MCCARTY STREET JEFFERSON CITY, MO 65101	216.00	#95690020 WG BOOKS #95690020 WG BOOKS #95690020 WG BOOKS	06/21/2018 06/21/2018 06/21/2018	18411286 PO-181257 18411286 PO-181257 18411286 PO-181257	216.00 17.55 17.55-	N N N
(800) 724-6527						N
014210 SCHOOL DATEBOOKS, INC. 2880 US HIGHWAY 231 S. SUITE 200 LAFAYETTE, IN 47909	476.52	S180138388 ASP SUPPLIES	06/28/2018	18413680 PO-181305	476.52	N
(765) 471-8883						N
014792 SCHOOL KIDS HEALTHCARE 5000 TUTTLE CROSSING BLVD DUBLIN, OH 43016	444.64	1985651 ASP SUPPLIES	06/21/2018	18411287 PO-181294	444.64	N
(866) 558-0686						N
002847 SCHOOL MATE P.O. BOX 2110 KEARNEY, NE 68848-2110	895.50	489932 ASP SUPPLIES 489932 ASP SUPPLIES 489932 ASP SUPPLIES 490030 ASP SUPPLIES 490030 ASP SUPPLIES 490030 ASP SUPPLIES 489728 ASP SUPPLIES 489728 ASP SUPPLIES 489728 ASP SUPPLIES	06/14/2018 06/14/2018 06/14/2018 06/14/2018 06/14/2018 06/14/2018 06/14/2018 06/14/2018 06/14/2018	18409568 PO-181317 18409568 PO-181317 18409568 PO-181317 18409568 PO-181317 18409568 PO-181317 18409568 PO-181317 18409568 PO-181317 18409568 PO-181317 18409568 PO-181317	307.30 24.97 24.97- 263.40 21.40 21.40- 324.80 26.39 26.39-	N N N N N N N N N
(800) 516-8339						N
002988 SCHOOL SERVICES OF CALIFORNIA PO BOX 15546 SACRAMENTO, CA 95852-1546	700.00	WI00622-IN MAY REVISION WRKSH WI00622-IN MAY REVISION WRKSH WI00622-IN MAY REVISION WRKSH	06/21/2018 06/21/2018 06/21/2018	18411288 PO-181104 18411288 PO-181104 18411288 PO-181104	175.00 350.00 175.00	N N N

(916) 446-7517

N



Vendor Name/Address	Total	Description	Date	Warrant	Reference	Amount	1099
003318 SCHOOL SPECIALTY INC W6316 DESIGN DRIVE GREENVILLE, WI 54942	3,444.61	208120462453 BATES SUPPLIES	06/12/2018	18408712	PO-181216	224.03	N
		308103007196 BATES SUPPLIES	06/12/2018	18408712	PO-181216	196.27	N
		208120462409 BATES SUPPLIES	06/12/2018	18408712	PO-181216	190.60	N
		208120462415 BATES SUPPLIES	06/12/2018	18408712	PO-181216	200.78	N
(0) - 0 N		308103004581 BATES SUPPLIES	06/12/2018	18408712	PO-181216	172.69	N
		308103006061 F5 SUPPLIES	06/14/2018	18409569	PO-181260	564.10	N
		308103006061 F5 SUPPLIES	06/14/2018	18409569	PO-181260	1,154.12	N
		208120583269 DHS SUPPLIES	06/21/2018	18411289	PO-180324	212.74	N
		208120577476 CMS SUPPLIES	06/21/2018	18411289	PO-180330	123.22	N
		308103008991 BATES SUPPLIES	06/21/2018	18411302	PO-181216	183.05	N
		208120631105 BATES SUPPLIES	06/28/2018	18413698	PV-180709	126.97	N
		308102865488 DHS SUPPLIES	06/28/2018	18413698	PV-180709	96.04	N
013005 SCHOOLDUDE.COM 11000 REGENCY PARKWAY SUITE 200 CARY, NC 27518	1,929.06	29533 MAINT SCHOOLDUDE SFTWARE	06/28/2018	18413681	PO-181326	1,929.06	N
(919) 816-8237 N							
013193 SCOE P.O. BOX 269003 10474 MATHER BLVD SACRAMENTO, CA 95826	1,050.00	182353 SP ED CONF REGIST	06/14/2018	18409570	PO-181013	350.00	N
		182353 SP ED CONF REGIST	06/14/2018	18409570	PO-181015	350.00	N
		182353 SP ED CONF REGIST	06/14/2018	18409570	PO-181020	350.00	N
(0) - 0 N							
014450 SCOTT TECHNOLOGY GROUP 1143 N. MARKET BLVD STE #7 SACRAMENTO, CA 95834	1,635.03	76741700-001 WG PRINTER CHRGS	06/05/2018	18406941	PV-180636	208.77	N
		65866 BATES PRINTER CHARGES	06/14/2018	18409596	PV-180661	182.06	N
		DO PRINTER CHARGES	06/26/2018	18412623	PV-180693	19.44	N
		DO PRINTER CHARGES	06/26/2018	18412623	PV-180693	205.22	N
(916) 913-6191 N WIZIX TECHNOLO		DO PRINTER CHARGES	06/26/2018	18412623	PV-180693	54.53	N
		DO PRINTER CHARGES	06/26/2018	18412623	PV-180693	127.24	N
		DO PRINTER CHARGES	06/26/2018	18412623	PV-180693	39.21	N
		DO PRINTER CHARGES	06/26/2018	18412623	PV-180693	39.67	N
		DO PRINTER CHARGES	06/26/2018	18412623	PV-180693	90.06	N
		DO PRINTER CHARGES	06/26/2018	18412623	PV-180693	88.43	N
		DO PRINTER CHARGES	06/26/2018	18412623	PV-180693	87.24	N
		73741700-001 F5 PRINTER CHRGS	06/28/2018	18413684	PO-180038	383.18	N
		BE00-0002 WG PRINTER CHRGS	06/28/2018	18413684	PO-180041	86.36	N
		BE00-0003 MOKE MAINT AGRMNT	06/28/2018	18413684	PO-180430	23.62	N

Vendor Name/Address	Total	Description	Date	Warrant Reference	Amount	1099
014444 SEQUOIA FLORAL 3245 SANTA ROSA AVENUE SANTA ROSA, CA 95407	885.13	RVHS AG SUPPLIES RVHS AG SUPPLIES	06/07/2018 06/07/2018	18407637 PO-181159 18407637 PO-181159	426.48 458.65	N N
(707) 525-0780						N
000055 SIA DELTA DENTAL P.O. BOX 276710 SACRAMENTO, CA 95827-6710	3,477.90	JUNE 2018 PREMIUMS JUNE 2018 PREMIUMS	06/05/2018 06/05/2018	18406934 PV-180637 18406934 PV-180637	2,474.83 1,003.07	N N
(0) - 0						N
000056 SIA VISION SERVICE P.O. BOX 276710 SACRAMENTO, CA 95827-6710	519.12	JUNE 2018 PREMIUMS JUNE 2018 PREMIUMS	06/05/2018 06/05/2018	18406935 PV-180646 18406935 PV-180646	259.56 259.56	N N
(0) - 0						N
003683 SILVA, CORINN 15051 HWY 160 ISLETON, CA 95641	5.00	TRANS TOLL REIMB	06/07/2018	18407671 TC-180356	5.00	N
(0) - 0						N
003512 SILVA, SHARON 101 SOUTH FRONT ST. #28 RIO VISTA, CA 94571	6.70	BUS OFF REIMB POSTAGE	06/05/2018	18406949 TC-180339	6.70	N
(0) - 0						N
014454 SINGH, PRITIKA 212 WEST HWY 220 RYDE, CA 95680	869.82	PARENT MILEAGE	06/07/2018	18407672 TC-180357	869.82	N
(916) 491-0657						N
014400 SLAGLE, ANTONIA 5811 14TH ST	199.55	ISLE SUPPLIES	06/12/2018	18408705 PO-181284	199.55	N

SACRAMENTO, CA 95822

(0) - 0 N

3378229294	ASP	SUPPLIES	06/05/2018	18406920	PO-181303	4.66	N
3378229294	ASP	SUPPLIES	06/05/2018	18406920	PO-181303	4.66-	N
3378299517	ASP	SUPPLIES	06/05/2018	18406920	PO-181303	832.69	N
3378299517	ASP	SUPPLIES	06/05/2018	18406920	PO-181303	2.90	N
3378299517	ASP	SUPPLIES	06/05/2018	18406920	PO-181303	2.90-	N
3378299518	ASP	SUPPLIES	06/05/2018	18406910	PO-181304	4.15	N
3378299518	ASP	SUPPLIES	06/05/2018	18406910	PO-181304	4.15-	N

Vendor Name/Address	Total	Description	Date	Warrant	Reference	Amount	1099
014069 STAPLES ADVANTA (Continued...)		3378369671 ASP SUPPLIES	06/05/2018	18406910	PO-181304	16.15	N
		3378369671 ASP SUPPLIES	06/05/2018	18406910	PO-181304	.06	N
		3378369671 ASP SUPPLIES	06/05/2018	18406910	PO-181304	.06-	N
		3378299518 ASP SUPPLIES	06/05/2018	18406910	PO-181304	1,192.88	N
		3380289229 GASTON PRINTER	06/07/2018	18407638	PO-180284	464.93	N
		3380289228 SUPT PROJECTOR	06/07/2018	18407638	PO-180284	708.21	N
		3380820436 DHS SUPPLIES	06/12/2018	18408713	PO-181044	480.18	N
		3380820436 DHS SUPPLIES	06/12/2018	18408713	PO-181044	1.67	N
		3380820436 DHS SUPPLIES	06/12/2018	18408713	PO-181044	1.67-	N
		3378900437 CMS SUPPLIES	06/14/2018	18409583	PO-180328	.09	N
		3378229296 CMS SUPPLIES	06/14/2018	18409583	PO-180328	.17	N
		3378229296 CMS SUPPLIES	06/14/2018	18409583	PO-180328	48.22	N
		3378900437 CMS SUPPLIES	06/14/2018	18409583	PO-180328	24.66	N
		3379700551 CMS SUPPLIES	06/14/2018	18409583	PO-180328	.13	N
		3379700551 CMS SUPPLIES	06/14/2018	18409583	PO-180328	.13-	N
		3380820439 CMS SUPPLIES	06/14/2018	18409583	PO-180328	76.94	N
		3378229296 CMS SUPPLIES	06/14/2018	18409583	PO-180328	.17-	N
		3380820439 CMS SUPPLIES	06/14/2018	18409583	PO-180328	.27	N
		3380820439 CMS SUPPLIES	06/14/2018	18409583	PO-180328	.27-	N
		3379700551 CMS SUPPLIES	06/14/2018	18409583	PO-180328	36.78	N
		3378900437 CMS SUPPLIES	06/14/2018	18409583	PO-180328	.09-	N
		3378757678 F5 SUPPLIES	06/14/2018	18409583	PO-181192	86.14	N
		3378757678 F5 SUPPLIES	06/14/2018	18409583	PO-181192	.30-	N
		3378757678 F5 SUPPLIES	06/14/2018	18409583	PO-181192	.30	N
		3380289230 WIND RIVER SUPPLIES	06/14/2018	18409585	PO-181228	29.40	N
		3380820437 WIND RIVER SUPPLIES	06/14/2018	18409585	PO-181228	39.24	N
		339050743 WIND RIVER SUPPLIES	06/14/2018	18409585	PO-181228	50.03	N
		337970050 WIND RIVER SUPPLIES	06/14/2018	18409585	PO-181228	8.49	N
		3380820438 WIND RIVER SUPPLIES	06/14/2018	18409585	PO-181228	82.08	N
		3380376734 RDHS SUPPLIES	06/14/2018	18409583	PO-181229	45.22	N
		3377780348 F5 SUPPLIES	06/14/2018	18409583	PO-181262	.94-	N
		3377780348 F5 SUPPLIES	06/14/2018	18409583	PO-181262	.94	N
		3377068229 F5 SUPPLIES	06/14/2018	18409583	PO-181262	99.82	N
		3377068229 F5 SUPPLIES	06/14/2018	18409583	PO-181262	.35-	N
		3377780348 F5 SUPPLIES	06/14/2018	18409583	PO-181262	269.32	N
		3377068229 F5 SUPPLIES	06/14/2018	18409583	PO-181262	.35	N
		3377780352 F5 SUPPLIES	06/14/2018	18409571	PO-181270	26.88	N
		3377780350 F5 SUPPLIES	06/14/2018	18409571	PO-181270	.10-	N
		3377780352 F5 SUPPLIES	06/14/2018	18409571	PO-181270	.09	N
		3377780352 F5 SUPPLIES	06/14/2018	18409571	PO-181270	.09-	N
		3378229293 F5 SUPPLIES	06/14/2018	18409571	PO-181270	111.81	N
		3378229293 F5 SUPPLIES	06/14/2018	18409571	PO-181270	.39	N
		3377780349 F5 SUPPLIES	06/14/2018	18409571	PO-181270	36.52	N
		3377780349 F5 SUPPLIES	06/14/2018	18409571	PO-181270	.13	N

3377780349	F5	SUPPLIES	06/14/2018	18409571	PO-181270	.13-	N
3378229293	F5	SUPPLIES	06/14/2018	18409571	PO-181270	.39-	N
3377780350	F5	SUPPLIES	06/14/2018	18409571	PO-181270	29.62	N
3377780355	F5	SUPPLIES	06/14/2018	18409571	PO-181270	22.19	N
3377780354	F5	SUPPLIES	06/14/2018	18409571	PO-181270	34.62	N
3377780355	F5	SUPPLIES	06/14/2018	18409571	PO-181270	.08	N
3350144777	F5	SUPPLIES	06/14/2018	18409571	PO-181270	19.28	N

Vendor Name/Address	Total	Description	Date	Warrant	Reference	Amount	1099
014069 STAPLES ADVANTA (Continued...)		3377780354 F5 SUPPLIES	06/14/2018	18409571	PO-181270	.12	N
		3350144777 F5 SUPPLIES	06/14/2018	18409571	PO-181270	.07	N
		3377780354 F5 SUPPLIES	06/14/2018	18409571	PO-181270	.12-	N
		3377780351 F5 SUPPLIES	06/14/2018	18409571	PO-181270	18.20	N
		3350144777 F5 SUPPLIES	06/14/2018	18409571	PO-181270	.07-	N
		3377780355 F5 SUPPLIES	06/14/2018	18409571	PO-181270	.08-	N
		3377780351 F5 SUPPLIES	06/14/2018	18409571	PO-181270	.06	N
		3377780350 F5 SUPPLIES	06/14/2018	18409571	PO-181270	.10	N
		3377780351 F5 SUPPLIES	06/14/2018	18409571	PO-181270	.06-	N
		3377780353 F5 SUPPLIES	06/14/2018	18409571	PO-181270	51.68	N
		3377780353 F5 SUPPLIES	06/14/2018	18409571	PO-181270	.18	N
		3377780353 F5 SUPPLIES	06/14/2018	18409571	PO-181270	.18-	N
		3378834690 ASP SUPPLIES	06/14/2018	18409583	PO-181303	.33	N
		3378834691 ASP SUPPLIES	06/14/2018	18409583	PO-181303	.33-	N
		3378834690 ASP SUPPLIES	06/14/2018	18409583	PO-181303	94.28	N
		3378834691 ASP SUPPLIES	06/14/2018	18409583	PO-181303	94.28	N
		3378834690 ASP SUPPLIES	06/14/2018	18409583	PO-181303	.33-	N
		3378834691 ASP SUPPLIES	06/14/2018	18409583	PO-181303	.33	N
		3381041489 CMS SUPPLIES	06/21/2018	18411290	PO-180328	2.31-	N
		3381041489 CMS SUPPLIES	06/21/2018	18411290	PO-180328	662.45	N
		3381041489 CMS SUPPLIES	06/21/2018	18411290	PO-180328	2.31	N
		3377857644 DHW SUPPLIES	06/21/2018	18411290	PO-180807	33.71	N
		3378299511 DHS SUPPLIES	06/21/2018	18411290	PO-181044	69.07	N
		3378299511 DHS SUPPLIES	06/21/2018	18411290	PO-181044	.24-	N
		3381183077 DHS SUPPLIES	06/21/2018	18411290	PO-181044	.15-	N
		3381183077 DHS SUPPLIES	06/21/2018	18411290	PO-181044	.15	N
		3378299511 DHS SUPPLIES	06/21/2018	18411290	PO-181044	.24	N
		3381183077 DHS SUPPLIES	06/21/2018	18411290	PO-181044	42.34	N
		3381183078 WIND RIVER SUPPLIES	06/21/2018	18411293	PO-181228	24.85	N
		3378369672 ASP SUPPLIES	06/21/2018	18411290	PO-181310	1.14-	N
		3378369672 ASP SUPPLIES	06/21/2018	18411290	PO-181310	1.14	N
		3378369672 ASP SUPPLIES	06/21/2018	18411290	PO-181310	326.37	N
		3374967928 DHW SUPPLIES	06/21/2018	18411314	PV-180679	15.34	N
		3374967928 DHW SUPPLIES	06/21/2018	18411314	PV-180679	.05	N
		3374967928 DHW SUPPLIES	06/21/2018	18411314	PV-180679	.05-	N
		3374754793 DHW SUPPLIES	06/21/2018	18411314	PV-180679	35.37	N
		3374754793 DHW SUPPLIES	06/21/2018	18411314	PV-180679	.12	N
		3374754793 DHW SUPPLIES	06/21/2018	18411314	PV-180679	.12-	N
		3375183673 DHW SUPPLIES	06/21/2018	18411314	PV-180679	11.49	N
		3375183673 DHW SUPPLIES	06/21/2018	18411314	PV-180679	.04	N
		3375183673 DHW SUPPLIES	06/21/2018	18411314	PV-180679	.04-	N
		3372939864 DHS SUPPLIES	06/21/2018	18411314	PV-180679	27.02	N
		3372939864 DHS SUPPLIES	06/21/2018	18411314	PV-180679	.09	N
		3372939864 DHS SUPPLIES	06/21/2018	18411314	PV-180679	.09-	N

3374891552	BUS OFF SUPPLIES	06/26/2018	18412603	PO-180189	68.57	N
3369574074	BUS OFF SUPPLIES	06/26/2018	18412603	PO-180189	83.74	N
3369318065	BUS OFF SUPPLIES	06/26/2018	18412603	PO-180189	40.78	N
3368358701	CBO SUPPLIES	06/26/2018	18412609	PO-180282	29.20	N
3369318066	CBO SUPPLIES	06/26/2018	18412609	PO-180282	30.25	N
3372543877	ASP SUPPLIES	06/26/2018	18412603	PO-180435	78.59	N
3372543877	ASP SUPPLIES	06/26/2018	18412603	PO-180435	.27	N

Vendor Name/Address	Total	Description	Date	Warrant Reference	Amount	1099
014069 STAPLES ADVANTA (Continued...)		3372543877 ASP SUPPLIES	06/26/2018	18412603 PO-180435	.27	N
		3372543877 ASP SUPPLIES	06/26/2018	18412603 PO-180435	78.59	N
		3372543877 ASP SUPPLIES	06/26/2018	18412603 PO-180435	.27	N
		3372543877 ASP SUPPLIES	06/26/2018	18412603 PO-180435	.27	N
		3372543877 ASP SUPPLIES	06/26/2018	18412603 PO-180435	78.59	N
		3372543877 ASP SUPPLIES	06/26/2018	18412603 PO-180435	.27	N
		3372543877 ASP SUPPLIES	06/26/2018	18412603 PO-180435	.27	N
		3375573735 ASP SUPPLIES	06/26/2018	18412603 PO-180439	10.76	N
		3375573735 ASP SUPPLIES	06/26/2018	18412603 PO-180439	.04	N
		3375573735 ASP SUPPLIES	06/26/2018	18412603 PO-180439	.04	N
		3368358702 ASP SUPPLIES	06/26/2018	18412603 PO-180439	141.00	N
		3368358702 ASP SUPPLIES	06/26/2018	18412603 PO-180439	.49	N
		3368358702 ASP SUPPLIES	06/26/2018	18412603 PO-180439	.49	N
		3372629746 ASP SUPPLIES	06/26/2018	18412603 PO-180442	234.80	N
		3368358703 ASP SUPPLIES	06/26/2018	18412603 PO-180442	142.79	N
		3369318067 ASP SUPPLIES	06/26/2018	18412603 PO-180445	57.30	N
		3368982315 ASP SUPPLIES	06/26/2018	18412603 PO-180445	80.75	N
		3368441092 CAFE SUPPLIES	06/26/2018	18412607 PO-180824	9.72	N
		3368358700 CAFE SUPPLIES	06/26/2018	18412607 PO-180824	43.01	N
		3379386095 CAFE SUPPLIES	06/26/2018	18412607 PO-180824	70.97	N
		3375573736 F5 SUPPLIES	06/26/2018	18412603 PO-180861	11.93	N
		3375573736 F5 SUPPLIES	06/26/2018	18412603 PO-180861	.04	N
		3375573736 F5 SUPPLIES	06/26/2018	18412603 PO-180861	.04	N
		3377780352 F5 SUPPLIES	06/26/2018	18412603 PO-180861	26.88	N
		3377780352 F5 SUPPLIES	06/26/2018	18412603 PO-180861	.09	N
		3377780352 F5 SUPPLIES	06/26/2018	18412603 PO-180861	.09	N
		3377780355 F5 SUPPLIES	06/26/2018	18412603 PO-181161	22.19	N
		3377780355 F5 SUPPLIES	06/26/2018	18412603 PO-181161	.08	N
		3377780355 F5 SUPPLIES	06/26/2018	18412603 PO-181161	.08	N
		3377780353 F5 SUPPLIES	06/26/2018	18412603 PO-181192	51.88	N
		3377780353 F5 SUPPLIES	06/26/2018	18412603 PO-181192	.18	N
		3377780353 F5 SUPPLIES	06/26/2018	18412603 PO-181192	.18	N
		3377780351 F5 SUPPLIES	06/26/2018	18412603 PO-181192	18.20	N
		3377780351 F5 SUPPLIES	06/26/2018	18412603 PO-181192	.06	N
		3377780351 F5 SUPPLIES	06/26/2018	18412603 PO-181192	.06	N
		3350144777 F5 SUPPLIES	06/26/2018	18412603 PO-181192	19.28	N
		3350144777 F5 SUPPLIES	06/26/2018	18412603 PO-181192	.07	N
		3350144777 F5 SUPPLIES	06/26/2018	18412603 PO-181192	.07	N
		3349964834 F5 SUPPLIES	06/26/2018	18412603 PO-181192	95.99	N
		3349964834 F5 SUPPLIES	06/26/2018	18412603 PO-181192	.33	N
		3349964834 F5 SUPPLIES	06/26/2018	18412603 PO-181192	.33	N
		3378299514 SP ED SUPPLIES	06/26/2018	18412603 PO-181204	39.64	N
		3378299513 SP ED TONER	06/26/2018	18412603 PO-181204	139.85	N
		3377583767 F5 SUPPLIES	06/26/2018	18412603 PO-181262	936.95	N

3377583767	F5 SUPPLIES	06/26/2018	18412603	PO-181262	3.26	N
3377583767	F5 SUPPLIES	06/26/2018	18412603	PO-181262	3.26-	N
3379845146	MIG ED SMR SCL SUPP	06/26/2018	18412603	PO-181351	107.53	N
3379845146	MIG ED SMR SCL SUPP	06/26/2018	18412603	PO-181351	218.32	N
3368280639	SUPT SUPPLIES	06/26/2018	18412619	PV-180684	55.77	N
3368280640	SUPT SUPPLIES	06/26/2018	18412619	PV-180684	191.11	N
3368441094	SUPT SUPPLIES	06/26/2018	18412619	PV-180684	171.21	N

Vendor Name/Address	Total	Description	Date	Warrant	Reference	Amount	1099
014069 STAPLES ADVANTA (Continued...)		3369318068 SUPT CREDIT	06/26/2018	18412619	PV-180684	55.77-	N
		3369318068 SUPT CREDIT	06/26/2018	18412619	PV-180684	.19-	N
		3369318068 SUPT CREDIT	06/26/2018	18412619	PV-180684	.19	N
		3379845145 WIND RIVER SUPPLIES	06/26/2018	18412624	PV-180684	153.54	N
		3380443742 WIND RIVER SUPPLIES	06/26/2018	18412624	PV-180684	155.48	N
		3375573734 WIND RIVER SUPPLIES	06/26/2018	18412624	PV-180684	46.97	N
		3380443743 WIND RIVER SUPPLIES	06/26/2018	18412624	PV-180684	186.25	N
		3380903971 WIND RIVER SUPPLIES	06/26/2018	18412624	PV-180684	6.83	N
		3377531459 WIND RIVER SUPPLIES	06/26/2018	18412624	PV-180684	5.61	N
		3367484132 WIND RIVER SUPPLIES	06/26/2018	18412624	PV-180684	109.74	N
		3379386096 WIND RIVER SUPPLIES	06/26/2018	18412624	PV-180684	227.12	N
		3382131799 CBO SUPPLIES	06/28/2018	18413682	PO-180282	153.32	N
		3377780349 F5 SUPPLIES	06/28/2018	18413682	PO-180483	.13	N
		3377780349 F5 SUPPLIES	06/28/2018	18413682	PO-180483	.13-	N
		3377780354 F5 SUPPLIES	06/28/2018	18413682	PO-180483	34.62	N
		3377780354 F5 SUPPLIES	06/28/2018	18413682	PO-180483	.12	N
		3377780354 F5 SUPPLIES	06/28/2018	18413682	PO-180483	.12-	N
		3377780349 F5 SUPPLIES	06/28/2018	18413682	PO-180483	36.52	N
		3381480152 DHW SUPPLIES	06/28/2018	18413682	PO-181187	75.68	N
		3381702110 MIG ED SUPPLIES	06/28/2018	18413682	PO-181361	.16	N
		3381702109 SP ED SUPPLIES	06/28/2018	18413682	PO-181361	.01	N
		3381702110 MIG ED SUPPLIES	06/28/2018	18413682	PO-181361	.16-	N
		3382131802 MIG ED SUPPLIES	06/28/2018	18413682	PO-181361	.07-	N
		3382131803 MIG ED SUPPLIES	06/28/2018	18413682	PO-181361	9.18	N
		3382131802 MIG ED SUPPLIES	06/28/2018	18413682	PO-181361	18.69	N
		3381702110 MIG ED SUPPLIES	06/28/2018	18413682	PO-181361	45.62	N
		3382131803 MIG ED SUPPLIES	06/28/2018	18413682	PO-181361	.03	N
		3381702109 SP ED SUPPLIES	06/28/2018	18413682	PO-181361	.01-	N
		3382131802 MIG ED SUPPLIES	06/28/2018	18413682	PO-181361	.07	N
		3382131801 SMR SCL SUPPLIES	06/28/2018	18413682	PO-181361	.07-	N
		3381702109 SP ED SUPPLIES	06/28/2018	18413682	PO-181361	2.51	N
		3382131801 SMR SCL SUPPLIES	06/28/2018	18413682	PO-181361	18.91	N
		3382131803 MIG ED SUPPLIES	06/28/2018	18413682	PO-181361	.03-	N
		3382131801 SMR SCL SUPPLIES	06/28/2018	18413682	PO-181361	.07	N
		3378229293 F5 SUPPLIES	06/28/2018	18413699	PV-180710	.39-	N
		3378229293 F5 SUPPLIES	06/28/2018	18413699	PV-180710	111.81	N
		3378229293 F5 SUPPLIES	06/28/2018	18413699	PV-180710	.39	N
		3364531991 WG SUPPLIES	06/28/2018	18413699	PV-180710	.35	N
		3377780350 F5 SUPPLIES	06/28/2018	18413699	PV-180710	.10-	N
		3377780350 F5 SUPPLIES	06/28/2018	18413699	PV-180710	.10	N
		3381923531 F5 SUPPLIES	06/28/2018	18413699	PV-180710	.18	N
		3381923531 F5 SUPPLIES	06/28/2018	18413699	PV-180710	51.89	N
		3364531991 WG SUPPLIES	06/28/2018	18413699	PV-180710	.35-	N
		3368280638 DHW CREDIT	06/28/2018	18413699	PV-180710	389.24-	N

3377531460	F5	SUPPLIES	06/28/2018	18413699	PV-180710	41.53	N
3381923531	F5	SUPPLIES	06/28/2018	18413699	PV-180710	.18-	N
3364531991	WG	SUPPLIES	06/28/2018	18413699	PV-180710	101.79	N
3377583766	RDHS	SUPPLIES	06/28/2018	18413699	PV-180710	27.99	N
3377780350	F5	SUPPLIES	06/28/2018	18413699	PV-180710	29.62	N
3377583768	F5	SUPPLIES	06/28/2018	18413699	PV-180710	.07-	N
3368441093	DHW	SUPPLIES	06/28/2018	18413699	PV-180710	432.49	N

Vendor Name/Address	Total	Description	Date	Warrant Reference	Amount	1099
014069 STAPLES ADVANTA (Continued...)		3377583768 F5 SUPPLIES	06/28/2018	18413699 PV-180710	21.29	N
		3377583768 F5 SUPPLIES	06/28/2018	18413699 PV-180710	.07	N
		3377531460 F5 SUPPLIES	06/28/2018	18413699 PV-180710	.14	N
		3377531460 F5 SUPPLIES	06/28/2018	18413699 PV-180710	.14	N
		3368441090 DHW SUPPLIES	06/28/2018	18413699 PV-180711	49.64	N
		3372629749 DHS SUPPLIES	06/28/2018	18413699 PV-180711	.13	N
		3372629749 DHS SUPPLIES	06/28/2018	18413699 PV-180711	.13	N
		3368982314 DHS SUPPLIES	06/28/2018	18413699 PV-180711	41.14	N
		3368982314 DHS SUPPLIES	06/28/2018	18413699 PV-180711	.14	N
		3368725514 DHW SUPPLIES	06/28/2018	18413699 PV-180711	7.35	N
		3372402737 DHW SUPPLIES	06/28/2018	18413699 PV-180711	24.64	N
		3368120005 DHW SUPPLIES	06/28/2018	18413699 PV-180711	27.24	N
		3368863467 DHW SUPPLIES	06/28/2018	18413699 PV-180711	15.55	N
		3368982314 DHS SUPPLIES	06/28/2018	18413699 PV-180711	.14	N
		3367484133 SP ED SUPPLIES	06/28/2018	18413699 PV-180711	124.90	N
		3368120004 DHW SUPPLIES	06/28/2018	18413699 PV-180711	16.20	N
		3377531468 DHW SUPPLIES	06/28/2018	18413699 PV-180711	14.05	N
		3382131800 DHS CREDIT	06/28/2018	18413699 PV-180711	3.53	N
		3382131800 DHS CREDIT	06/28/2018	18413699 PV-180711	.01	N
		3382131800 DHS CREDIT	06/28/2018	18413699 PV-180711	.01	N
		3372629749 DHS SUPPLIES	06/28/2018	18413699 PV-180711	37.31	N

014342 STAR SPORTS 5474 GATEWAY PLAZA DRIVE BENICIA, CA 94510 (707) 745-6724	1,500.00	42454 RVHS LINEMAN CHUTE	06/07/2018	18407639 PO-181162	1,500.00	N

003646 STATE OF CALIFORNIA 1300 I STREET SUITE 810 SACRAMENTO, CA 95814 (0) - 0	64.00	305591 FINGERPRINTING	06/14/2018	18409594 PV-180663	64.00	N

000096 STEWART INDUSTRIAL SUPPLY INC 608 HWY 12 RIO VISTA, CA 94571 (707) 374-5567	438.56	23100 TRANS SUPPLIES	06/05/2018	18406921 PO-180220	438.56	N

Vendor Name/Address	Total	Description	Date	Warrant Reference	Amount	1099
014361 STONWARE, INC 11555 NORTH MERIDIAN ST. ST#15 CARMEL, IN 46032 (888) 473-9485 N	303.00	89729 LENOVO SOFTWARE	06/26/2018	18412604 PO-181370	303.00	N
013795 SULLIVAN SUPPLY INC 5991 E. KETTLEMAN LANE LODI, CA 95240 (209) 367-5972 N	1,162.05	P51058714 RVHS AG SUPPLIES P51058714 RVHS AG SUPPLIES PSI048229 RVHS AG SUPPLIES PSI048229 RVHS AG SUPPLIES	06/21/2018 06/21/2018 06/28/2018 06/28/2018	18411291 PO-181246 18411291 PO-181246 18413683 PO-181086 18413683 PO-181086	369.15 369.15 211.87 211.88	N N N N
013947 SUPPLY WORKS PO BOX 742056 LOS ANGELES, CA 90074-2056 (877) 577-1114 N	8,104.84	440913234 RVHS SUPPLIES 439393760 DHS SUPPLIES 440913242 RMS SUPPLIES 441393519 WG SUPPLIES 441392370 BATES SUPPLIES 440045722 ISLE SUPPLIES 440042513 DHW SUPPLIES 441528866 BATES SUPPLIES 439875758 ISLE SUPPLIES 6605372 MAINT SUPPLIES 443139969 BATES CREDIT 442084968 DHS SUPPLIES 443713953 BATES SUPPLIES 441564655 RMS SUPPLIES 4431774123 DHS SUPPLIES	06/05/2018 06/05/2018 06/05/2018 06/07/2018 06/07/2018 06/07/2018 06/07/2018 06/07/2018 06/07/2018 06/14/2018 06/26/2018 06/26/2018 06/26/2018 06/26/2018 06/26/2018	18406922 PO-180156 18406922 PO-180156 18406922 PO-180156 18407651 PO-180156 18407651 PO-180156 18407651 PO-180156 18407651 PO-180156 18407651 PO-180156 18407651 PO-180156 18409595 PV-180664 18412610 PO-180156 18412610 PO-180156 18412610 PO-180156 18412610 PO-180156 18412610 PO-180156	1,558.83 136.99 1,308.19 205.83 175.22 540.17 27.57 107.32 97.61 3,609.69 107.32 329.57 87.28 23.25 4.64	N N N N N N N N N N N N N N N
014053 TARGET SPECIALTY PRODUCTS 524 GALVENSTON ROAD WEST SACRAMENTO, CA 95691 (916) 374-9900 N	1,145.09	P10798131 MAINT SUPPLIES P10815417 MAINT SUPPLIES	06/26/2018 06/26/2018	18412605 PO-180158 18412605 PO-180158	120.50 1,024.59	N N
014642 TITAN SCHOOL SOLUTIONS 3017 DOUGLAS BLVD #300 ROSEVILLE, CA 95661 (844) 467-4700 N	8,903.92	487 ANNUAL SUBSCRIPTION FEE	06/14/2018	18409597 PV-180666	8,903.92	N

Vendor Name/Address	Total	Description	Date	Warrant Reference	Amount	1099
011930 TRANE PARTS CENTERS 4145 DEL MAR AVENUE ROCKLIN, CA 95677	579.93	4301452/4290229 MAINT SUPPLIES	06/05/2018	18406923 PO-180159	579.93	N
(0) - 0						N
001300 TURK, VICKY 936 FLORES WAY RIO VISTA, CA 94571	45.53	RVHS TRAVEL REIMB	06/12/2018	18408721 TC-180364	45.53	N
(0) - 0						N
012694 U.S. BANK 221 SOUTH FIGUEROA ST, STE 210 LM-CA-F2TC LOS ANGELES, CA 90012	10,619.93	MAY 2018 GASB 45	06/05/2018	18406937 PV-180644	10,619.93	N
(0) - 0						N
014718 ULIBAS PASCUAL, JENNIFER 4312 ROSECREEK CT SACRAMENTO, CA 95826	175.89	WG CONF REIMB	06/07/2018	18407673 TC-180358	175.89	N
(0) - 0						N
001896 UNITED PARCEL SERVICE INC 55 GLENLAKE PARKWAY NE ATLANTA, GA 30328	531.66	DO SHIPPING	06/05/2018	18406936 PV-180638	89.06	N
		DO SHIPPING	06/07/2018	18407653 PV-180648	68.59	N
		DO SHIPPING	06/21/2018	18411315 PV-180680	109.59	N
		DO SHIPPING	06/26/2018	18412620 PV-180694	189.44	N
(0) - 0		DO SHIPPING	06/28/2018	18413700 PV-180712	74.98	N
013419 US BANK NATIONAL ASSOCIATION 1310 MADRID ST SUITE 101 MARSHALL, MN 56258	1,252.14	358621423 RVHS LEASE	06/05/2018	18406911 PO-180078	251.14	N
		358621423 RVHS AG LEASE	06/05/2018	18406911 PO-180078	198.81	N
		358621423 RVHS AG LEASE	06/05/2018	18406911 PO-180078	198.81	N
		359658408 DHW COPY LEASE	06/21/2018	18411292 PO-180113	603.38	N
(800) 328-5371						N

Vendor Name/Address	Total	Description	Date	Warrant	Reference	Amount	1099
013657 USLAN, LAURA PO BOX 1128 WALNUT GROVE, CA 95690	80.00	DHS SUPPLIES	06/07/2018	18407640	PO-181238	80.00	N
(0) - 0							N
010907 VAN RIPER, CHARLES 673 4TH AVENUE STREET SACRAMENTO, CA 95818	446.65	DHS AG SUPPLIES	06/05/2018	18406924	PO-180323	163.32	N
		DHS AG SUPPLIES	06/05/2018	18406924	PO-180323	163.33	N
		DHS AG SUPPLIES	06/12/2018	18408706	PO-180323	60.00	N
		DHS AG SUPPLIES	06/12/2018	18408706	PO-180323	60.00	N
(0) - 0							N
013997 VERIZON WIRELESS ONE VERIZON PLACE ALPHARETTA, GA 30004	3,199.88	DO SFTY	06/05/2018	18406938	PV-180629	.44	7
		ERATE	06/05/2018	18406938	PV-180629	.98	7
		RVHS ADMIN	06/05/2018	18406938	PV-180629	80.98	7
		DHW ADMIN	06/05/2018	18406938	PV-180629	72.72	7
() -		NURSE	06/05/2018	18406938	PV-180629	35.54	7
		NURSE	06/05/2018	18406938	PV-180629	39.93	7
		ED SV	06/05/2018	18406938	PV-180629	32.58	7
		ISLE CUST	06/05/2018	18406938	PV-180629	.22	7
		ERATE	06/05/2018	18406938	PV-180629	9.84	7
		TRANS 2	06/05/2018	18406938	PV-180629	1.64	7
		ERATE	06/05/2018	18406938	PV-180629	2.20	7
		DHS CUST	06/05/2018	18406938	PV-180629	2.96	7
		GARDENERS	06/05/2018	18406938	PV-180629	6.72	7
		DHS SFTY	06/05/2018	18406938	PV-180629	.22	7
		TRANS 1	06/05/2018	18406938	PV-180629	168.64	7
		BATES ADMIN	06/05/2018	18406938	PV-180629	117.90	7
		GEN ADMIN	06/05/2018	18406938	PV-180629	26.15	7
		DHW CUST	06/05/2018	18406938	PV-180629	.22	7
		RMS CUST	06/05/2018	18406938	PV-180629	.22	7
		BATES CUST	06/05/2018	18406938	PV-180629	31.41	7
		WG CUST	06/05/2018	18406938	PV-180629	.22	7
		ERATE	06/05/2018	18406938	PV-180629	6.65	7
		ERATE	06/05/2018	18406938	PV-180629	.08	7
		RVHS SFTY	06/05/2018	18406938	PV-180629	.22	7
		COUNSELORS	06/05/2018	18406938	PV-180629	126.71	7
		ERATE	06/05/2018	18406938	PV-180629	1.49	7
		ERATE	06/05/2018	18406938	PV-180629	3.15	7
		ERATE	06/05/2018	18406938	PV-180629	1.21	7
		BEHAVORIST	06/05/2018	18406938	PV-180629	37.41	7
		ERATE	06/05/2018	18406938	PV-180629	2.18	7

RVHS CUST	06/05/2018	18406938	PV-180629	14.35	7
ISLE SFTY	06/05/2018	18406938	PV-180629	.22	7
ERATE	06/05/2018	18406938	PV-180629	1.53-	7
ERATE	06/05/2018	18406938	PV-180629	.12-	7
DHW SFTY	06/05/2018	18406938	PV-180629	.22	7
ERATE	06/05/2018	18406938	PV-180629	.12-	7
ERATE	06/05/2018	18406938	PV-180629	3.64-	7

Vendor Name/Address	Total	Description	Date	Warrant	Reference	Amount	1099
013997 VERIZON WIRELES (Continued...)		OPERATIONS	06/05/2018	18406938	PV-180629	30.13	7
		ASP 1	06/05/2018	18406938	PV-180629	40.99	7
		RMS SFTY	06/05/2018	18406938	PV-180629	.22	7
		ERATE	06/05/2018	18406939	PV-180629	.77	7
		MAINT	06/05/2018	18406939	PV-180629	199.18	7
		ERATE	06/05/2018	18406939	PV-180629	13.61	7
		ERATE	06/05/2018	18406939	PV-180629	.43	7
		ERATE	06/05/2018	18406939	PV-180629	20.31	7
		SP ED 2	06/05/2018	18406939	PV-180629	556.14	7
		SP ED 3	06/05/2018	18406939	PV-180629	40.97	7
		SP ED 1	06/05/2018	18406939	PV-180629	177.88	7
		ERATE	06/05/2018	18406939	PV-180629	1.10	7
		ERATE	06/05/2018	18406939	PV-180629	1.98	7
		ASP 2	06/05/2018	18406939	PV-180629	47.36	7
		ASP 3	06/05/2018	18406939	PV-180629	41.95	7
		RMS CUST	06/26/2018	18412621	PV-180683	.22	7
		ERATE	06/26/2018	18412621	PV-180683	6.51	7
		WG CUST	06/26/2018	18412621	PV-180683	.22	7
		BATES CUST	06/26/2018	18412621	PV-180683	36.59	7
		ED SV	06/26/2018	18412621	PV-180683	33.44	7
		ERATE	06/26/2018	18412621	PV-180683	3.92	7
		GEN ADMIN	06/26/2018	18412621	PV-180683	26.35	7
		NURSE	06/26/2018	18412621	PV-180683	37.63	7
		DO SAFETY	06/26/2018	18412621	PV-180683	.44	7
		DHW SAFETY	06/26/2018	18412621	PV-180683	.22	7
		WG SAFETY	06/26/2018	18412621	PV-180683	.22	7
		DHS CUST	06/26/2018	18412621	PV-180683	1.62	7
		ERATE	06/26/2018	18412621	PV-180683	2.09	7
		ERATE	06/26/2018	18412621	PV-180683	1.76	7
		GARDENERS	06/26/2018	18412621	PV-180683	11.36	7
		RMS SAFETY	06/26/2018	18412621	PV-180683	.22	7
		OPERATIONS	06/26/2018	18412621	PV-180683	30.13	7
		TRANS	06/26/2018	18412621	PV-180683	4.17	7
		ERATE	06/26/2018	18412621	PV-180683	.50	7
		ERATE	06/26/2018	18412621	PV-180683	1.47	7
		COUNSELORS	06/26/2018	18412621	PV-180683	110.73	7
		ERATE	06/26/2018	18412621	PV-180683	.07	7
		BEHAVORIST	06/26/2018	18412621	PV-180683	37.21	7
		DHW CUST	06/26/2018	18412621	PV-180683	.22	7
		ERATE	06/26/2018	18412621	PV-180683	1.17	7
		ISLE CUST	06/26/2018	18412621	PV-180683	.22	7
		ERATE	06/26/2018	18412621	PV-180683	.93	7
		ERATE	06/26/2018	18412621	PV-180683	3.64	7
		RVHS CUST	06/26/2018	18412621	PV-180683	17.66	7

ERATE	06/26/2018	18412621	PV-180683	.85-	7
TRANS	06/26/2018	18412621	PV-180683	165.84	7
ERATE	06/26/2018	18412621	PV-180683	2.01-	7
ISLE SAFETY	06/26/2018	18412621	PV-180683	.22	7
ERATE	06/26/2018	18412621	PV-180683	.82-	7
ERATE	06/26/2018	18412621	PV-180683	.19-	7
BATES ADMIN	06/26/2018	18412621	PV-180683	148.57	7

Vendor Name/Address	Total	Description	Date	Warrant Reference	Amount	1099
<hr/>						
013997 VERIZON WIRELES (Continued...)		RVHS ADMIN	06/26/2018	18412621 PV-180683	139.04	7
		NURSE	06/26/2018	18412621 PV-180683	30.51	7
		DHS SAFETY	06/26/2018	18412621 PV-180683	.22	7
		ERATE	06/26/2018	18412621 PV-180683	2.46	7
		ERATE	06/26/2018	18412622 PV-180683	.75	7
		MAINT	06/26/2018	18412622 PV-180683	197.95	7
		SP ED	06/26/2018	18412622 PV-180683	42.31	7
		ERATE	06/26/2018	18412622 PV-180683	14.91	7
		ASES 2	06/26/2018	18412622 PV-180683	49.72	7
		ASES 3	06/26/2018	18412622 PV-180683	43.58	7
		ERATE	06/26/2018	18412622 PV-180683	11.80	7
		ASES 1	06/26/2018	18412622 PV-180683	36.21	7
		ERATE	06/26/2018	18412622 PV-180683	.28	7
		ERATE	06/26/2018	18412622 PV-180683	10.90	7
		ERATE	06/26/2018	18412622 PV-180683	51.65	7
		SP ED	06/26/2018	18412622 PV-180683	172.94	7
		SP ED	06/26/2018	18412622 PV-180683	81.31	7
<hr/>						
013261 VIELHAUER, NANCY PO BOX 1216 WALNUT GROVE, CA 95690 (916) 776-4231	38.69	MIG ED SMR SCL SUPPLIES	06/26/2018	18412636 TC-180375	38.69	N
						N
<hr/>						
000104 WARREN'S MACHINE & WELDING 52270 CLARKSBURG ROAD P.O. BOX 398 CLARKSBURG, CA 95612 (916) 744-1667	1,423.35	16295 DHS AG SUPPLIES	06/14/2018	18409572 PO-180321	711.67	7
		16295 DHS AG SUPPLIES	06/14/2018	18409572 PO-180321	5.81	N
		16295 DHS AG SUPPLIES	06/14/2018	18409572 PO-180321	5.81	N
		16295 DHS AG SUPPLIES	06/14/2018	18409572 PO-180321	711.68	7
		16295 DHS AG SUPPLIES	06/14/2018	18409572 PO-180321	5.81	N
		16295 DHS AG SUPPLIES	06/14/2018	18409572 PO-180321	5.81	N
		Y WIGLEY, WARREN				
<hr/>						
010906 WASTE MANAGEMENT OF WOODLAND P.O. BOX 78251 PHOENIX, AZ 85062-8251 (0) - 0	1,016.55	DHS WASTE	06/05/2018	18406940 PV-180639	123.60	N
		DHS WASTE	06/07/2018	18407655 PV-180650	892.95	N
						N
<hr/>						
000490 WILCO SUPPLY P.O. BOX 3047 5960 TELEGRAPH AVENUE	245.57	492885 MAINT SUPPLIES	06/07/2018	18407652 PO-180162	196.88	N
		908568200 MAINT SUPPLIES	06/14/2018	18409584 PO-180162	48.69	N

OAKLAND, CA 94609-3047

(800) 745-5450

N

Vendor Name/Address	Total	Description	Date	Warrant Reference	Amount	1099
013598 WILLIAMS MOBILE SERVICE PO BOX 397 RIO VISTA, CA 94571 (707) 374-6000	40.00	1819155 MAINT REPAIRS 1819155 MAINT REPAIRS 1819155 MAINT REPAIRS	06/21/2018 06/21/2018 06/21/2018	18411303 PO-180163 18411303 PO-180163 18411303 PO-180163	.14- 40.00 .14	N N N
012761 WILLIAMS, LEE 8274 B & R LAND RIO VISTA, CA 94571 () -	1,020.00	52318 STAFF CPR/FIRST AID	06/07/2018	18407656 PV-180647	1,020.00	7 Y
014388 WPS PUBLISH 625 ALASKA AVENUE TORRANCE, CA 90503-5124 (800) 648-8857	187.92	213313 SP ED SUPPLIES	06/07/2018	18407641 PO-181330	187.92	N
003308 WRIGHT, KATHERINE 400 SOUTH FRONT STREET RIO VISTA, CA 94571 (0) - 0	903.61	ED SV MILEAGE ED SV MILEAGE	06/26/2018 06/26/2018	18412637 TC-180376 18412637 TC-180376	400.00 503.61	N N
014785 WYATT 747 YOLANDA AVE SANTA ROSA, CA 95404 (707) 578-3747	97.76	113871 MAINT SUPPLIES	06/05/2018	18406912 PO-181282	97.76	N
001439 YOLO SOLANO AIR QUALITY MANAGEMENT DISTRICT 1947 GALILCO CT. STE 103 DAVIS, CA 95616 (530) 757-3650	50.50	34871 SOURCE TEST	06/05/2018	18406942 PV-180645	50.50	N
014489 ZIONS FIRST NATIONAL BANK	350.00	7340 ANNUAL ADMIN FEE	06/14/2018	18409598 PV-180665	350.00	N

550 SOUTH HOPE ST., SUITE 2875
LOS ANGELES, CA 90071

(0) - 0 N

District total: 671,819.78

Report total: 671,819.78

Cutoff amount: \$1.00

Select vendors with 1099 flags: of any setting.

Select payments with 1099 flags: of any setting.

Input file: Unknown Updated:

Report prepared: Wed, Aug 01, 2018, 8:14 AM

Vendor Name/Address	Total	Description	Date	Warrant Reference	Amount	1099
003556 A-Z BUS SALES 3418 52ND STREET SACRAMENTO, CA 95823	160.57	02P445859 TRANS SUPPLIES	07/17/2018	19415025 CL-180019	160.57	N
		02P445859 TRANS SUPPLIES	07/17/2018	19415025 CL-180019	.56-	N
		02P445859 TRANS SUPPLIES	07/17/2018	19415025 CL-180019	.56	N
(916) 391-1092						N
013287 ACSA FOUNDATION FOR ED ADMIN 1575 BAYSHORE HIGHWAY BURLINGAME, CA 94010	326.66	JUNE 2018 ACSA DUES	07/17/2018	19415026 CL-180020	326.66	N
(800) 608-2272						N
012419 ACSA'S FOUNDATION 1517 L STREET SACRAMENTO, CA 95814	1,395.00	INV14128 ACSA SLAGLE ACADEMY	07/10/2018	19414364 PO-190004	1,395.00	N
() -						N
014658 AGE OF LEARNING FOR SCHOOLS 101 N. BRAND BLVD 8TH FLOOR GLENDALE, CA 91206	3,125.00	1087 ED SV ABC MOUSE LICENSES	07/17/2018	19415060 PO-190080	3,125.00	N
(0) - 0						N
014221 AGILE SPORT TECHNOLOGIES 151 N. 8TH ST., STE 250 LINCOLN, N3 68508	800.00	230267 DHS FOOTBALL VIDEO	07/17/2018	19415061 PO-190293	800.00	N
(402) 817-0060						N
014294 ARROW STRIPE INC. 20085 FAIRWAY COURT WOODBIDGE, CA 95258	13,850.00	2078 BATES PAVING	07/26/2018	19416738 PV-190030	10,450.00	N
		2079 DHW PAVING	07/26/2018	19416738 PV-190030	3,400.00	N
(209) 334-9134						N
012964 ASSOCIATED VALUATION SERVICES 1501 COFFEE ROAD	1,151.43	5897 WITS INVENTORY	07/17/2018	19415072 PO-190128	1,151.43	N

SUITE N
MODESTO, CA 95355

(209) 543-8245

N

Vendor Name/Address	Total	Description	Date	Warrant Reference	Amount	1099
014367 BANK OF AMERICA PO BOX 15710 WILMINGTON, DE 19886-5710	12,821.60	DHS AG CATA HOTEL	07/19/2018	19415553 CL-180081	522.04	N
		DHS AG CATA HOTEL	07/19/2018	19415553 CL-180082	522.04	N
		MIG ED SUPPLIES	07/19/2018	19415553 CL-180083	538.59	N
		DHS ACSA BOOKS	07/19/2018	19415553 CL-180084	634.35	N
(0) - 0 N		MIG ED SMR SCL SUPPLIES	07/19/2018	19415553 CL-180085	80.59	N
		MIG ED SMR SCL SUPPLIES	07/19/2018	19415553 CL-180086	336.25	N
		ED WSV ASCA COUNS REGIST	07/19/2018	19415557 PO-190005	1,657.00	N
		ED SV COUNSELORS AIRFARE	07/19/2018	19415557 PO-190006	731.88	N
		ED SV COUNS HOTEL ASCA CONF	07/19/2018	19415557 PO-190007	4,344.24	N
		SP ED HOTEL CDR CONF	07/19/2018	19415557 PO-190010	3,454.62	N
013503 BARTELS, JACOB 46 SO. THIRD ST "C" RIO VISTA, CA 94571	16.22	MAINT SUPPLIES	07/19/2018	19415558 PV-190016	16.22	N
(0) - 0 N						
014801 BATTERY BACKUP POWER 3183-F AIRWAY AVE STE#114 COSTA MESA, CA 92626	2,917.19	1304 RADIO RIO BACKUPS	07/12/2018	19414799 CL-180001	2,917.19	N
(949) 955-2882 N						
012586 BAY ALARM 60 BERRY DRIVE PACHECO, CA 94553	14,766.54	RVHS MONITORING	07/10/2018	19414373 PV-190001	113.97	N
		BATES MONITORING	07/10/2018	19414373 PV-190001	260.37	N
		DW MONITORING	07/10/2018	19414373 PV-190001	418.05	N
		DO MONITORING	07/10/2018	19414373 PV-190001	329.28	N
(209) 465-1986 N BALCO HOLDINGS		RVHS FIRE MONITORING	07/10/2018	19414373 PV-190001	409.50	N
		RMS FIRE MONITORING	07/10/2018	19414373 PV-190001	4,709.25	N
		RMS ALARM	07/24/2018	19416257 PO-190124	533.17	N
		RVHS FIRE MONITORING	07/24/2018	19416266 PV-190018	2,037.18	N
		RVHS ALARM	07/24/2018	19416266 PV-190018	342.96	N
		RVHS ALARM	07/24/2018	19416266 PV-190018	153.15	N
		RVHS ALARM	07/24/2018	19416266 PV-190018	220.50	N
		RMS ALARM	07/24/2018	19416266 PV-190018	393.81	N
		BATES ALARM	07/24/2018	19416266 PV-190018	360.09	N
		DO ALARM	07/24/2018	19416266 PV-190018	307.25	N
		DW ALARM	07/24/2018	19416266 PV-190018	3,631.26	N
		DO ALARM	07/24/2018	19416266 PV-190018	546.75	N

Vendor Name/Address	Total	Description	Date	Warrant Reference	Amount	1099
011165 BAY ALARM COMPANY ACCOUNT #13410 P.O. BOX 7137 SAN FRANCISCO, CA 94120-7137	187.44	ISLE ALARM	07/17/2018	19415073 PO-190186	93.72	N
		ISLE ALARM	07/26/2018	19416723 PO-190186	93.72	N
() - N						
013642 BLACK POINT ENVIRONMENTAL INC 930 SHILOH RD BLDG 40F WINDSOR, CA 95492	375.75	1921 PROJ #247 MAGNOLIA	07/24/2018	19416273 CL-180090	375.75	N
(707) 837-7407 N						
014705 BROWN, JEFFREY 1157 JENSEN CIR. PITTSBURG, CA 94565	1,399.00	1000006 RADIO RIO PROF SERV	07/17/2018	19415059 CL-180065	400.00	Y
		#00002 RVHS REWIRE PA SYSTEM	07/24/2018	19416248 PO-190329	999.00	Y
(0) - 0 Y						
014614 BUCKMASTER 623 W. STADIUM LANE SACRAMENTO, CA 95834	45.72	354753 DHS PRINTER CHRGS	07/17/2018	19415027 CL-180021	45.72	N
(916) 923-0500 N						
003681 CALIFORNIA AMERICAN WATER P.O. BOX 7150 PASADENA, CA 91109-7150	962.32	ISLE WATER SERV	07/17/2018	19415080 PV-190006	440.09	N
		ISLE WATER SERV	07/17/2018	19415080 PV-190006	243.94	N
		ISLE WATER SERV	07/17/2018	19415080 PV-190006	278.29	N
(888) 237-1333 N						
012079 CALIFORNIA CLEAR BOTTLED P.O. BOX 981 14410 W.G. THORNTON RD WALNUT GROVE, CA 95690	34.75	WG WATER	07/12/2018	19414785 CL-180002	34.75	7
(916) 776-1544 Y						

Vendor Name/Address	Total	Description	Date	Warrant Reference	Amount	1099
002344 CALIFORNIA LABORATORY SERVICES 3249 FITZGERALD ROAD RANCHO CORDOVA, CA 95742	312.00	MAINT WATER TESTING MAINT WATER TESTING	07/17/2018 07/24/2018	19415028 CL-180022 19416258 PO-190138	84.00 228.00	N N
(0) - N GLOBAL LABS IN						
012268 CALIFORNIA WASTE RECOVERY SYSTEMS 175 ENTERPRISE CT STE #A GALT, CA 95632-9047	1,134.68	ISLE GARBAGE SERV	07/17/2018	19415081 PV-190007	1,134.68	N
(209) 369-6887 N						
013123 CALL, MICHELLE P.O. BOX 425 CLARKSBURG, CA 95612	105.73	CAFE MILEAGE	07/17/2018	19415056 CL-180062	105.73	N
() - N						
013347 CASBO PROFESSIONAL DEVELOPMENT 1001 K STREET, 5TH FLOOR SACRAMENTO, CA 95814	2,000.00	MEM483769 CASBO ORG MMBRSHIP	07/10/2018	19414360 PO-190002	2,000.00	N
(0) - 0 N						
002616 CDT INC 250 N GOLDEN CIRCLE DRIVE SUITE 210 SANTA ANA, CA 92705	466.00	45327 DOT DRUG TESTING 45426 TRANS DOT	07/17/2018 07/26/2018	19415030 CL-180024 19416733 PV-190025	299.00 167.00	N N
(562) 986-4200 N						
013918 CENGAGE LEARNING 10650 TOEBBEN DRIVE INDEPENDENCE, KY 41051	2,275.09	64039149 ED SV BOOKS WG 64097577 ED SV BOOKS	07/17/2018 07/26/2018	19415062 PO-190024 19416715 PO-190305	189.05 2,086.04	N N
(800) 354-9706 N						

Vendor Name/Address	Total	Description	Date	Warrant Reference	Amount	1099
003380 CENTRAL VALLEY WASTE SERVICE INC P.O. BOX 78251 PHOENIX, AZ 85062-8251	2,227.66	BATES WASTE SERV WG WASTE SERV TRANS WASTER SERV MOKE WASTE SERVE	07/10/2018 07/10/2018 07/10/2018 07/10/2018	19414374 PV-190002 19414374 PV-190002 19414374 PV-190002 19414374 PV-190002	1,161.73 860.88 128.17 76.88	N N N N
(0) - 0						N
011425 CHESS AIR INC 178 OXBOW MARINA DRIVE ISLETON, CA 95641	164.00	180711-008 HVAC REPAIR	07/26/2018	19416734 PV-190026	164.00	N
(916) 777-7847						N
013908 CIT TECHNOLOGY FINANCING SERVICES INC PO BOX 1638 LIVINGSTON, NJ 07039	262.76	32110019 CMS XEROS LEASE	07/26/2018	19416724 PO-190362	262.76	N
(0) - 0						N
000201 CITY OF ISLETON P.O. BOX 716 101 SECOND STREET ISLETON, CA 95641	411.05	190246 ISLE SEWER	07/17/2018	19415074 PO-190246	411.05	N
(916) 777-7770						N
000077 CITY OF RIO VISTA P.O. BOX 745 ONE MAIN STREET RIO VISTA, CA 94571	10,109.40	DO WATER DO SEWER RVHS WATER RVHS SEWER RMS WATER RMS SEWER DHW WATER DHW SEWER	07/17/2018 07/17/2018 07/17/2018 07/17/2018 07/17/2018 07/17/2018 07/17/2018 07/17/2018	19415031 CL-180025 19415031 CL-180026 19415031 CL-180027 19415031 CL-180028 19415031 CL-180029 19415031 CL-180030 19415031 CL-180031 19415031 CL-180032	184.46 281.83 2,044.03 4,284.09 1,423.01 880.95 323.80 687.23	N N N N N N N N
(0) - 0		N RIO VISTA FIRE				
014761 COMMUNICATION STRATEGIES 1222 GRANDVIEW ROAD SEBASTOPOL, CA 95472	3,120.00	TECHNOLOGY CONSULTING	07/17/2018	19415032 CL-180033	3,120.00	N

(0) - 0

N COM-STAT



Vendor Name/Address	Total	Description	Date	Warrant Reference	Amount	1099
014215 CONTERRA ULTRA BROADBAND PO BOX 281357 ATLANTA, GA 30384-1357 (704) 936-1722 N	2,725.30	25519 DST WIDE NETWORK 25519 DST WIDE NETWORK	07/17/2018 07/17/2018	19415082 PV-190008 19415082 PV-190008	14,227.20 16,952.50	N N
011800 CONTINENTAL ATHLETIC SUPPLY 1050 HAZEL ST. P.O. BOX 128 GRIDLEY, CA 95948 (530) 846-4711 N	1,264.15	93221 DHS FOOTBALL EQUIP	07/26/2018	19416716 PO-190279	1,264.15	N
013164 CREATIVE RECREATIONAL SYSTEMS 2377 GOLD MEADOW WAY SUITE 100 GOLD RIVER, CA 95670 (916) 638-5375 N	21,965.95	43436/43437 ISLE PRE SC PLYGRN 43436 ISLE PRE SCL PLAYGROUND	07/17/2018 07/17/2018	19415055 CL-180066 19415088 PV-190015	17,877.45 4,088.50	N N
012083 CSBA - FOUNDATION C/O WESTAMERICA BANK P.O. BOX 1450 SUISUN CITY, CA 94585-4450 (916) 371-4691 N	12,063.00	41662G5Y9T6 CSBA MEMBERSHIP 39555D8V4W2 MANUAL MAINT PLUS 39555D8V422 GAMUT ONLINE	07/10/2018 07/10/2018 07/10/2018	19414361 PO-190001 19414361 PO-190001 19414361 PO-190001	7,153.00 2,640.00 2,270.00	N N N
013302 D & S PRESS 1105 "A" AIRPORT ROAD RIO VISTA, CA 94571 (707) 374-2442 N	135.16	3135 MAINT EXIT SIGNS 3187 CBO BUSINESS CARDS	07/10/2018 07/31/2018	19414362 PO-190178 19417257 PO-190373	64.88 70.28	N N
013876 DATAPATH PO BOX 396009 SAN FRANCISCO, CA 94139 (888) 693-2827 N	28,867.61	138164 DW MONTHLY SERVICES 138164 DW MONTHLY SERVICES 138164 DW MONTHLY SERVICES 138164 DW MONTHLY SERVICES 138164 DW MONTHLY SERVICES 138164 DW MONTHLY SERVICES	07/10/2018 07/10/2018 07/10/2018 07/10/2018 07/10/2018 07/10/2018	19414370 PO-190202 19414370 PO-190202 19414370 PO-190202 19414370 PO-190202 19414370 PO-190202 19414372 PO-190202	111.50 111.50 2,229.67 111.50 8,361.08 223.00	N N N N N N

138266	CISCO SWITCH	07/24/2018	19416249	PO-190016	9,719.36	N
138302	WATCHDOG SUPPORT RENEWL	07/24/2018	19416267	PV-190019	8,000.00	N

Vendor Name/Address	Total	Description	Date	Warrant Reference	Amount	1099
013367 DAVEY TREE EXPERT COMPANY, THE PO BOX 94532 CLEVELAND, OH 44101-4532	6,245.00	912806025 MAINT TREE CMS 912838015 MAINT RVHS	07/24/2018 07/31/2018	19416250 PO-190017 19417271 PV-190035	3,680.00 2,565.00	N N
() -						N
013722 DE LAGE LANDEN PUBLIC FINANCE 1111 OLD EAGLE SCHOOL ROAD WAYNE, PA 19087	1,053.40	59864640 BUS OFF SAVIN LEASE 59836470 DO SAVIN LEASE 59836470 DO SAVIN LEASE 59635043 F5 LEASE 60024248 WG PRINTER LEASE	07/17/2018 07/17/2018 07/17/2018 07/26/2018 07/31/2018	19415075 PO-190039 19415075 PO-190040 19415075 PO-190040 19416725 PO-190272 19417264 PO-190190	168.10 437.48 200.00 80.81 167.01	N N N N N
(800) 736-0220						N
012807 DELTA ELEMENTARY CHARTER SCHOOL 36230 N SCHOOL ST CLARKSBURG, CA 95612	187,129.00	JULY TAX IN LIEU	07/17/2018	19415083 PV-190009	187,129.00	N
(916) 995-1335						N
014041 DEPARTMENT OF SOCIAL SERVICES 2525 NATOMAS PARK DRIVE SUITE 250 SACRAMENTO, CA 95833	121.00	343617538 ISLE PRE SCL LICENSE	07/17/2018	19415089 PV-190010	121.00	N
(916) 263-5744						N
014067 DISCOVERY OFFICE SYSTEMS 1269 CORPORATE CENTER PARKWAY SANTA ROSA, CA 95407	77.05	55E1453090 ISLE SERV CONTRACT 55E1454554 WG SERV CONTRACT	07/26/2018 07/31/2018	19416726 PO-190253 19417265 PO-190260	45.35 31.70	N N
(707) 570-1000						N
000116 DS WATERS OF AMERICA INCS 5660 NEW NORTHSIDE DRIVE SUITE 500 ATLANTA, GA 30328	155.64	5005834 DO WATER	07/24/2018	19416265 PV-190017	155.64	N
(0) - 0						N DS WATERS OF A

Vendor Name/Address	Total	Description	Date	Warrant Reference	Amount	1099
010469 E.F. KLUDT & SONS INC P.O. BOX 166 LODI, CA 95241-0166 (0) - 0 N	2,467.16	240873 TRANS FUEL	07/31/2018	19417266 PO-190035	2,467.16	N
013194 EAGLE SOFTWARE 1065 N PACIFICCENTER DRIVE SUITE 400 ANAHEIM, CA 92806 (0) - 0 N AERIES SOFTWAR	14,732.00	M&S6277 AERIES SUBSCRIPTION	07/10/2018	19414363 PO-190033	14,732.00	N
010042 EMIGH, JENNIFER 315 RANIER COURT RIO VISTA, CA 94571 (0) - 0 N	317.60	AVID MILEAGE AVID REIMB	07/17/2018 07/19/2018	19415033 CL-180034 19415555 CL-180087	260.04 57.56	N N
014809 FRECKLE 100 BUSH ST #700 SAM FRANCISCO, CA 94104 (412) 805-1681 N	3,000.00	2018102559 WG LICENSES	07/17/2018	19415063 PO-190179	3,000.00	N
013903 FREEPORT POWER EQUIPMENT 6235 BELLEAU WOOD LANE SITE 2 SACRAMENTO, CA 95822-5928 (916) 422-9238 Y FREEPORT GARDE	36.76	24512 MAINT REPAIRS	07/17/2018	19415034 CL-180035	36.76	7
014813 GARCIA, LINDA PO BOX 848 ISLETON, CA 95641 (0) - 0 N	104.20	MAINT MILEAGE	07/24/2018	19416268 PV-190020	104.20	N

Vendor Name/Address	Total	Description	Date	Warrant Reference	Amount	1099
014234 GIRARD EDWARDS STEVENS & TUCKER LLP., ATTORNEYS AT LAW 8801 FOLSOM BLVD STE 285 SACRAMENTO, CA 95826 (916) 706-1255 Y	304.00	1340 ATTORNEY FEES 1340 ATTORNEY FEES	07/24/2018 07/24/2018	19416274 CL-180091 19416274 CL-180092	87.00 217.00	Y Y
003111 GOVERNMENT FINANCIAL STRATEGIES INC. 1228 N STREET, SUITE 13 SACRAMENTO, CA 95814-5609 (916) 444-5100 N	1,856.25	1322965 PROF SERV 1322965 PROF SERV	07/17/2018 07/17/2018	19415035 CL-180036 19415035 CL-180037	1,800.00 56.25	N N
003598 GRAINGER 3691 INDUSTRIAL BLVD WEST SACRAMENTO, CA 95691-3479 (916) 372-7800 N W.W. GRAINGER	125.79	MAINT SUPPLIES	07/26/2018	19416727 PO-190143	125.79	N
014573 GREAT AMERICA FINANCIAL SVCS PO BOX 660831 DALLAS, TX 75266-0831 (877) 311-4422 N	375.38	22991860 DHS LEASE	07/26/2018	19416728 PO-190283	375.38	N
013112 GREENFIELD LEARNING INC P.O. BOX 3024 HALF MOON BAY, CA 94019 (800) 726-1156 N	13,800.00	6853 ED SV LICENSES	07/24/2018	19416251 PO-190084	13,800.00	N
014500 HAND IN HAND THERAPEUTICS 214 ELMWOOD AVE MODESTO, CA 95354 (209) 604-8533 Y WAYNE STEVENSO	1,050.00	SP ED OCC THERAPY W/E 6/29	07/12/2018	19414787 CL-180003	1,050.00	Y

Vendor Name/Address	Total	Description	Date	Warrant Reference	Amount	1099
014816 HARGON, STEPHANIE 2858 SAGEMILL WAY SACRAMENTO, CA 95833	69.10	CAFE LUNCH REIMB FOR ANGEL	07/31/2018	19417275 PV-190037	69.10	N
(0) - 0						N
000472 HENRY GO MD INC P.O. BOX 338 COURTLAND, CA 95615	85.00	#10623 DMV EXAM	07/24/2018	19416275 CL-180093	85.00	6
() -						Y
003538 HOME DEPOT CREDIT SERVICES DEPT 32-2500439736 P.O. BOX 78047 PHOENIX, AZ 85062-8047	1,886.11	MAINT SUPPLIES DHS AG SUPPLIES	07/12/2018 07/12/2018	19414788 CL-180004 19414788 CL-180005	900.40 985.71	N N
(0) - 0						N
012272 HOUGHTON MIFFLIN HARCOURT PUBLISHING COMPANY 222 BERKELEY STREET BOSTON, MA 02116	11,921.29	710108661 ED SV BOOKS 953822647 ED SV BOOKS 953826313 ED SV BOOKS-DHW 953826222 ED SV BOOKS WG 953826312 ED SV BOOKS-BATES 953826221 ED SV BOOKS ISLE 953854049 ED SV BOOKS 953849872 ED SV BOOKS	07/17/2018 07/17/2018 07/24/2018 07/24/2018 07/24/2018 07/24/2018 07/26/2018 07/26/2018	19415064 PO-190030 19415064 PO-190031 19416259 PO-190022 19416252 PO-190025 19416259 PO-190026 19416252 PO-190029 19416717 PO-190299 19416717 PO-190301	1,695.40 1,655.66 3,560.35 1,289.99 612.86 419.80 2,138.72 548.51	N N N N N N N N
(800) 225-5425						N
014169 IMEL, LYNNE PO BOX 720069 REDDING, CA 96099	104.29	ED SV SUPPLIES	07/17/2018	19415036 CL-180067	104.29	N
(0) - 0						N
011917 INDOFF 11816 LACKLAND AVENUE ST. LOUIS, MO 63146-4206	2,161.96	3129160 DO COPY PAPER 3129160 DO COPY PAPER 3129160 DO COPY PAPER 3129160 DO COPY PAPER 3129160 DO COPY PAPER	07/17/2018 07/17/2018 07/17/2018 07/17/2018 07/17/2018	19415065 PO-190177 19415065 PO-190177 19415065 PO-190177 19415065 PO-190177 19415065 PO-190177	518.86 129.72 1,253.94 129.72 129.72	N N N N N
(707) 374-4037						N

Vendor Name/Address	Total	Description	Date	Warrant Reference	Amount	1099
000107 INLAND BUSINESS SYSTEMS 1500 NO. MARKET SACRAMENTO, CA 95834-1912 (916) 928-0770 N	62.02	IN191622 RVHS PRINTER CHRGS	07/17/2018	19415037 CL-180038	62.02	N
014233 KEEMA-ASTON, ELIZABETH 8068 HUXLEY CT. SACRAMENTO, CA 95829 (916) 397-6704 N	13.35	CBO MILEAGE	07/17/2018	19415038 CL-180069	13.35	N
013940 KELLY MOORE PAINTS CO INC 10299 EAST STOCKTON BOULEVARD SUITE 101 ELK GROVE, CA 95758 (650) 610-4370 N	1,383.55	265409 MAINT SUPPLIES 265341 MAINT SUPPLIES 293453 MAINT SUPPLIES 266601 MAINT SUPPLIES 266601 MAINT SUPPLIES 266601 MAINT SUPPLIES	07/17/2018 07/17/2018 07/17/2018 07/26/2018 07/26/2018 07/26/2018	19415076 PO-190129 19415076 PO-190129 19415076 PO-190129 19416729 PO-190129 19416729 PO-190129 19416729 PO-190129	482.87 83.16 161.60 2.36 2.36 655.92	N N N N N N
011311 LA RUE COMMUNICATIONS 521 E. MINER AVE STOCKTON, CA 95202 (209) 463-1900 Y LA RUE, KNOX J	660.00	5276 TRANS REPEATER SERV 5170 TRANS REPEATER	07/12/2018 07/26/2018	19414789 CL-180006 19416730 PO-190097	330.00 330.00	7 7
011595 LAND PARK ACADEMY 6400 FREEPORT BLVD SACRAMENTO, CA 95822 (916) 427-2273 N ADVANCE EDUCAT	5,894.32	1356611 SP ED NPS DUES 1356610 NPS DUES	07/12/2018 07/17/2018	19414786 CL-180007 19415029 CL-180023	2,649.20 3,245.12	N N
014670 LEARNING WITHOUT TEARS 806 W DIAMOND AVE #230 GAITHERSBURG, MD 20878 (888) 983-8409 N	148.38	1215438-1 SP ED SUPPLIES	07/17/2018	19415066 PO-190049	148.38	N
000548 LIRAS SUPERMARKET	209.28	#135 ED SV SUPPLIES	07/17/2018	19415039 CL-180039	209.28	N

609 HWY 12
RIO VISTA, CA 94571

(707) 374-5399

N

Vendor Name/Address	Total	Description	Date	Warrant Reference	Amount	1099
013206 LOWE'S 8369 POWER INN ROAD ELK GROVE, CA 95624-3464 (866) 232-7443	905.08	MAINT SUPPLIES	07/12/2018	19414790 CL-180008	905.08	N
000711 LYMAN PARTS DEPOT 14301 RAILROAD AVE WALNUT GROVE, CA 95690- (916) 776-1744	44.51	13112 MAINT PARTS	07/17/2018	19415040 CL-180040	44.51	N
		THE LYMAN GROU				
014810 MASON, MICHAEL 1070 WATERWOOD DR RIO VISTA, CA 94571 (0) - 0	300.00	RVHS PICNIC TABLE	07/24/2018	19416253 PO-190067	300.00	N
014355 MAXIM STAFFING SOLUTIONS 12558 COLLECTIONS CENTER DR CHICAGO, IL 60693 (800) 394-7195	4,619.63	1490262/3610262 SP ED NURS SER 5887320262 SP ED NURSE 5876930262 SP ED NURSE 5898570262 SP ED NURSE	07/12/2018 07/26/2018 07/26/2018 07/31/2018	19414791 CL-180009 19416731 PO-190340 19416731 PO-190340 19417267 PO-190340	1,034.00 1,055.15 1,167.48 1,363.00	N N N N
011392 MCGRAW HILL SCHOOL PUBLISHING 220 E DANIELDALE ROAD DESOTO, TX 75115 (614) 755-4151	1,500.20	103608529001 SP ED BOOKS ISLE 103608389001 ED SV BOOKS ISLE 103624014001 ED SV BOOKS ISLE	07/17/2018 07/17/2018 07/24/2018	19415069 PO-190023 19415069 PO-190027 19416256 PO-190028	78.63 274.84 1,146.73	N N N
012735 MCKINLEY ELEVATOR CORP. 555 FULTON ST SUITE 202 SAN FRANCISCO, CA 94102 (415) 626-9951	600.00	A106715/106713 ELEV INSPECTNS	07/17/2018	19415077 PO-190150	600.00	N
012837 MOBILE MODULAR 5700 LAS POSITAS ROAD	535.00	1695695 MODULAR LEASE	07/26/2018	19416739 PV-190031	535.00	N

LIVERMORE, CA 94551

(925) 606-9000

N MCGRATH RENTCO

Vendor Name/Address	Total	Description	Date	Warrant Reference	Amount	1099
014815 MYSTERY SCIENCE, INC 340 S. LEMON AVE #5236N AREA 29389 WALNUT, CA 91789 (650) 550-0670 N	499.00	29389 WG SUBSCRIPTION	07/26/2018	19416718 PO-190346	499.00	N
014359 NORTH STATE TIRE CO 1610 KATHLEEN AVE SACRAMENTO, CA 95815 (916) 922-1075 N	847.65	RIVERDELTA TRANS TIRES	07/17/2018	19415042 CL-180041	847.65	N
013375 ODYSSEYWARE 300 N. MCKEMY AVE CHANDLER, AZ 85226 (602) 377-7920 N	45,200.00	OW39110072 ODYSSEYWARE LICENSE OW39110072 ODYSSEYWARE LICENSE	07/31/2018 07/31/2018	19417258 PO-190326 19417263 PO-190326	34,500.00 10,700.00	N N
000193 OILWELL MATERIALS & HARDWARE CO INC 506 STATE HIGHWAY 12 RIO VISTA, CA 94571 (0) - 0 N	718.89	#676 MAINT SUPPLIES 1608 RVHS AG SUPPLIES	07/12/2018 07/17/2018	19414793 CL-180010 19415043 CL-180042	696.69 22.20	N N
011105 PAPA 2101 STONE BLVD #200 W. SACRAMENTO, CA 95691 (831) 442-3536 N	100.00	D. ALEXANDER PESTICIDE SEMNR	07/10/2018	19414365 PO-190020	100.00	N
013146 PAR P.O. BOX 1416 MINNEAPOLIS, MN 55440 (800) 331-8378 N	976.32	916489 SP ED SUPPLIES 916489 SP ED SUPPLIES 916489 SP ED SUPPLIES	07/17/2018 07/17/2018 07/17/2018	19415067 PO-190053 19415067 PO-190053 19415067 PO-190053	79.33- 79.33 976.32	N N N

Vendor Name/Address	Total	Description	Date	Warrant Reference	Amount	1099
014465 PARKER & COVERT LAW OFFICE 17862 EAST SEVENTEENTH ST#204 EAST BUILDING TUSTIN, CA 92780 (714) 573-0900	1,265.00	68179 ATTY FEES	07/17/2018	19415044 CL-180070	1,265.00	Y
		Y PARKER & COVE				
013895 PEARSON CLINICAL ASSESSMENT ORDERING PO BOX 599700 SAN ANTONIO, TX 78259 (800) 627-7271	338.47	11315082 SP ED SUBSCPTN 11527505 SP ED SUPPLIES 11704255 SP ED FORMS 11704255 SP ED FORMS 11704255 SP ED FORMS	07/12/2018 07/12/2018 07/26/2018 07/26/2018 07/26/2018	19414792 CL-180011 19414792 CL-180012 19416719 PO-190044 19416719 PO-190044 19416719 PO-190044	90.00 102.23 146.24 .52 .52	N N N N N
		N				
013086 PEARSON EDUCATION INC 501 BOLYSTON STREET SUITE 900 BOSTON, MA 02116 (800) 848-9500	262,031.16	4025551599 ED SV BOOKS 7026298561 ED SV BOOKS 7026302451 ED SV BOOKS	07/31/2018 07/31/2018 07/31/2018	19417259 PO-190032 19417259 PO-190032 19417259 PO-190201	1,645.27 118,744.58 141,641.31	N N N
		N				
003270 PG&E 685 EMBARCADERO DRIVE SACRAMENTO, CA 95605 (0) - 0	24.94	DHW ELECT	07/17/2018	19415084 PV-190011	24.94	N
		N PACIFIC GAS AN				
013458 PITNEY BOWES INC 1 ELMCROFT ROAD STAMFORD, CT 06926-0700 (800) 228-1071	765.98	1008132472 POSTAGE MACH INK 1008440200/1008440099 SUPPLIES	07/17/2018 07/26/2018	19415085 PV-190012 19416735 PV-190027	514.63 251.35	N N
		N				
002526 PITNEY BOWES RESERVE ACCOUNT 1245 EAST BRICKYARD ROAD SUITE 250 SALT LAKE CITY, UT 84106-4278 (0) - 0	5,000.00	DO POSTAGE	07/10/2018	19414371 PO-190037	5,000.00	N
		N				

Vendor Name/Address	Total	Description	Date	Warrant Reference	Amount	1099
013554 POINT QUEST 6600 44TH STREET SACRAMENTO, CA 95823 (916) 422-0571	19,947.60	30809 SP ED NPS DUES 31025/31011/30984/30852 SP ED 160712 NPS DUES 78 NPS DUES	07/12/2018 07/12/2018 07/17/2018 07/17/2018	19414794 CL-180013 19414794 CL-180014 19415045 CL-180043 19415045 CL-180044	3,280.00 4,126.00 10,041.60 2,500.00	N N N N
012857 PRISTINE REHAB CARE 706 N. DIAMOND BAR BLVD STE #B DIAMOND BAR, CA 91765 (317) 371-3866	6,880.00	5529 SP ED SPEECH THERAPY	07/12/2018	19414795 CL-180015	6,880.00	7
001271 PRO-ED 8700 SHOAL CREEK BLVD AUSTIN, TX 78757 (800) 897-3202	141.90	2719377 SP ED SUPPLIES	07/31/2018	19417260 PO-190054	141.90	N
011565 RALEY'S P.O. BOX 15618 SACRAMENTO, CA 95852 (0) - 0	161.59	5000034 DHS AG SUPPLIES 5000034 DHS AG SUPPLIES	07/31/2018 07/31/2018	19417268 PO-190292 19417268 PO-190292	80.80 80.79	N N
014808 RED LINE REMODELING 870 HILLSIDE TERRACE RIO VISTA, CA 94571 (209) 986-6863	4,296.00	#36 MAINT DOOR FRAME INSTALL	07/24/2018	19416254 PO-190018	4,296.00	Y
012473 RENAISSANCE LEARNING INC PO BOX 8036 2911 PEACH STREET WISCONSIN RAPIDS, WI 54495-8036 (800) 338-4204	20,416.77	RENAISSANCE LEARNING 18/19 RENAISSANCE LEARNING 18/19 RENAISSANCE LEARNING 18/19 RENAISSANCE LEARNING 18/19	07/31/2018 07/31/2018 07/31/2018 07/31/2018	19417261 PO-190315 19417261 PO-190315 19417261 PO-190315 19417261 PO-190315	1,000.00 2,000.00 1,000.00 16,416.77	N N N N
014071 RIO VISTA BEACON	30.00	454508 CLASSIFIED ADS	07/17/2018	19415086 PV-190013	30.00	N

PO BOX 726
BRENTWOOD, CA 94513

(925) 550-7811

N

Vendor Name/Address	Total	Description	Date	Warrant Reference	Amount	1099
010239 RIO VISTA SANITATION P.O. BOX 607 RIO VISTA, CA 94571-0607	1,814.85	DO WASTE DHW WASTE RVHS WASTE	07/17/2018 07/17/2018 07/17/2018	19415041 CL-180045 19415041 CL-180046 19415041 CL-180047	117.00 502.88 1,194.97	N N N
(0) - 0						N
000589 RISO PRODUCTS OF SACRAMENTO 3304 MONIER CIRCLE SUITE 110 RANCHO CORDOVA, CA 95742 (916) 638-7476	1,904.00	182986 ISLE RISO CONTRACT 1852999/182998 RVHS SERV CNTRC 1852999/182998 RVHS SERV CNTRC 1852999/182998 RVHS SERV CNTRC 182995/182996 RMS SERV CONTRAC 182993 CMS MAINT AGRMNT 182992/182991 WG RISO CONTRACT 182997 DHS RISO CONTRACT	07/10/2018 07/17/2018 07/17/2018 07/17/2018 07/17/2018 07/17/2018 07/26/2018 07/26/2018	19414366 PO-190183 19415068 PO-190059 19415068 PO-190059 19415068 PO-190059 19415068 PO-190121 19415068 PO-190291 19416720 PO-190259 19416720 PO-190282	150.00 200.00 101.00 101.00 477.00 286.00 300.00 289.00	N N N N N N N N
(916) 638-7476		N RPSI ENTERPRIS				
010670 RIVERVIEW-INTERNATIONAL TRUCKS 2445 EVERGREEN AVE P.O. BOX 716 WEST SACRAMENTO, CA 95691	571.86	61671 TRANS PARTS	07/17/2018	19415046 CL-180048	571.86	7
() -						Y
000095 S M U D P.O. BOX 15555 SACRAMENTO, CA 95852	9,367.08	WG ELECT WG ELECT WG ELECT WG ELECT BATES ELECT BATES ELECT TRANS ELECT TRANS ELECT	07/17/2018 07/17/2018 07/17/2018 07/17/2018 07/17/2018 07/17/2018 07/17/2018 07/17/2018	19415047 CL-180049 19415047 CL-180050 19415047 CL-180051 19415047 CL-180052 19415047 CL-180053 19415047 CL-180054 19415047 CL-180055 19415047 CL-180056	27.04 655.22 4,717.28 20.30 358.00 3,491.03 13.52 84.69	N N N N N N N N
(0) - 0						N
012039 SAN JOAQUIN CO OFFICE OF ED 2707 TRANSWORLD DRIVE STOCKTON, CA 95213	1,200.00	308 CEDR CONF	07/26/2018	19416722 PO-190352	1,200.00	N
(0) - 0						N
003501 SCHOLASTIC INC 2931 EAST MCCARTY STREET	655.77	M6488354 ED SV ISLE MAGAZINES M6488354 ED SV ISLE MAGAZINES	07/24/2018 07/24/2018	19416255 PO-190046 19416255 PO-190046	53.28 53.28	N N

JEFFERSON CITY, MO 65101

M6488354 ED SV ISLE MAGAZINES 07/24/2018 19416255 PO-190046

655.77 N

(800) 724-6527

N

Vendor Name/Address	Total	Description	Date	Warrant Reference	Amount	1099
014380 SCHOOL CITY INC 2900 LAKESIDE DRIVE #270 SANTA CLARA, CA 95054 (425) 844-1663 N	8,800.00	35584 SCHOOL CITY SPARCS LIC	07/10/2018	19414367 PO-190081	8,800.00	N
011160 SCHOOL HEALTH CORPORATION 865 MUIRFIELD DRIVE HANOVER PARK, IL 601103 (800) 323-1305 N	1,856.33	3461799 NURSE SUPPLIES 3461799 NURSE SUPPLIES 3461799 NURSE SUPPLIES	07/31/2018 07/31/2018 07/31/2018	19417262 PO-190051 19417262 PO-190051 19417262 PO-190051	6.46- 6.46 1,856.33	N N N
014296 SCHOOL LOOP PO BOX 2416 SAN FRANCISCO, CA 94126 (0) - 0 N	8,250.00	SCHOOL LOOP 18/19	07/10/2018	19414368 PO-190012	8,250.00	N
003318 SCHOOL SPECIALTY INC W6316 DESIGN DRIVE GREENVILLE, WI 54942 (0) - 0 N	185.27	208120222579 RMS SUPPLIES 308102959308 BATES SUPPLIES 208120462441 BATES SUPPLIES	07/31/2018 07/31/2018 07/31/2018	19417277 CL-180094 19417277 CL-180095 19417277 CL-180096	6.67 132.93 45.67	N N N
000316 SCHOOLS INSURANCE AUTHORITY P.O. BOX 276710 SACRAMENTO, CA 95827-6710 (0) - 0 N	717.50	EAP7062019.13 EAP PROGRAM EAP7062019.13 EAP PROGRAM	07/24/2018 07/24/2018	19416269 PV-190021 19416269 PV-190021	351.57 365.93	N N
013193 SCOE P.O. BOX 269003 10474 MATHER BLVD SACRAMENTO, CA 95826 (0) - 0 N	78,315.63	182599 SP ED PARA EDUCAT GALT TEACHER OF THE YR BANQUET SLAGLE CAASP CONF	07/12/2018 07/17/2018 07/26/2018	19414796 CL-180016 19415048 CL-180068 19416721 PO-190248	77,179.63 936.00 200.00	N N N
014450 SCOTT TECHNOLOGY GROUP	561.99	70064 WG PRINTER CHARGES	07/24/2018	19416263 PO-190191	80.71	N

1143 N. MARKET BLVD STE #7
SACRAMENTO, CA 95834

(916) 913-6191

N WIZIX TECHNOLO

71461	DO	PRINT	CHARGES	07/24/2018	19416272	PV-190024	20.94	N
71461	DO	PRINT	CHARGES	07/24/2018	19416272	PV-190024	48.13	N
71461	DO	PRINT	CHARGES	07/24/2018	19416272	PV-190024	42.30	N
71461	DO	PRINT	CHARGES	07/24/2018	19416272	PV-190024	48.87	N
71461	DO	PRINT	CHARGES	07/24/2018	19416272	PV-190024	28.81	N
71461	DO	PRINT	CHARGES	07/24/2018	19416272	PV-190024	37.65	N
71461	DO	PRINT	CHARGES	07/24/2018	19416272	PV-190024	21.07	N

Vendor Name/Address	Total	Description	Date	Warrant Reference	Amount	1099
014450 SCOTT TECHNOLOG (Continued...)		71461 DO PRINT CHARGES	07/24/2018	19416272 PV-190024	9.59	N
		71461 DO PRINT CHARGES	07/24/2018	19416272 PV-190024	88.13	N
		72191 ED SV SUPPLIES	07/31/2018	19417274 PV-190033	135.79	N
014524 SHRED IT PO BOX 101007 PASADENA, CA 91189-1007	623.12	8125236785 DO SHREDDING PURGE	07/31/2018	19417272 PV-190034	623.12	N
(0) - 0						N
000055 SIA DELTA DENTAL P.O. BOX 276710 SACRAMENTO, CA 95827-6710	3,477.90	JULY 2018 PREMIUMS	07/10/2018	19414375 PV-190003	1,003.07	N
		JULY 2018 PREMIUMS	07/10/2018	19414375 PV-190003	2,474.83	N
(0) - 0						N
000056 SIA VISION SERVICE P.O. BOX 276710 SACRAMENTO, CA 95827-6710	519.12	JULY 2018 PREMIUMS	07/10/2018	19414376 PV-190004	259.56	N
		JULY 2018 PREMIUMS	07/10/2018	19414376 PV-190004	259.56	N
(0) - 0						N
014454 SINGH, PRITIKA 212 WEST HWY 220 RYDE, CA 95680	207.10	PARENT MILEAGE	07/17/2018	19415049 CL-180057	207.10	N
(916) 491-0657						N
012084 SODEXO INC & AFFILIATES DEPT. 43283 LOS ANGELES, CA 90088-3283	64,377.77	MAY 2018 MEALS	07/17/2018	19415057 CL-180063	53,408.54	N
		MAY 2018 MEALS	07/17/2018	19415057 CL-180064	10,969.23	N
(0) - 0						N
013858 SPURR 1850 GATEWAY BOULEVARD CONCORD, CA 94520	1,568.94	ISLE GAS	07/17/2018	19415050 CL-180071	478.80	N
		ISLE GAS	07/17/2018	19415050 CL-180072	13.98	N
		TRANS GAS	07/17/2018	19415050 CL-180073	34.16	N
		CAFE CMS GAS	07/17/2018	19415058 CL-180074	71.49	N

(888) 400-2155

N

DHS GAS	07/17/2018	19415050	CL-180075	217.27	N
DO GAS	07/17/2018	19415050	CL-180076	9.21	N
RVHS GAS	07/17/2018	19415050	CL-180077	370.33	N
DHW GAS	07/17/2018	19415050	CL-180078	67.39	N
RMS GAS	07/17/2018	19415050	CL-180079	58.51	N
STORAGE/PREPAID GAS	07/17/2018	19415050	CL-180080	247.80	N

Vendor Name/Address	Total	Description	Date	Warrant Reference	Amount	1099
014069 STAPLES ADVANTAGE 500 STAPLES DRIVE FRAMINGHAM, MA 01702	2,443.60	3383693131 HR SUPPLIES	07/17/2018	19415078 PO-190073	773.93	N
		3383832663 BUS OFF SUPPLIES	07/17/2018	19415078 PO-190118	45.37	N
		3383759109 BUS OFF SUPPLIES	07/17/2018	19415078 PO-190118	91.06	N
		3382224259 BUS OFF SUPPLIES	07/17/2018	19415078 PO-190118	3.67	N
(0) - 0 043390816 N STAPLES CONTRA		SUPT SUPPLIES	07/17/2018	19415078 PO-190130	636.85	N
		3383062094 MAINT SUPPLIES	07/17/2018	19415078 PO-190161	22.32	N
		3384307987 ED SV SUPPLIES	07/24/2018	19416260 PO-190042	164.08	N
		3384398170 ED SV SUPPLIES	07/24/2018	19416260 PO-190042	26.58	N
		3384307986 ED SV SUPPLIES	07/24/2018	19416260 PO-190042	508.54	N
		3383832662 HR SUPPLIES	07/24/2018	19416260 PO-190073	.18	N
		3383832662 HR SUPPLIES	07/24/2018	19416260 PO-190073	51.06	N
		3383832662 HR SUPPLIES	07/24/2018	19416260 PO-190073	.18	N
		3384173673 BUS OFF SUPPLIES	07/24/2018	19416260 PO-190118	56.67	N
		3384095670 SUPT SUPPLIES	07/24/2018	19416260 PO-190130	15.03	N
		3384711408 ED SV SUPPLIES	07/31/2018	19417269 PO-190042	48.44	N
013400 STATE BOARD OF EQUALIZATION PO BOX 942879 SACRAMENTO, CA 94279-8044	4,327.00	APR-JUNE 2018 SALES USE TAX	07/19/2018	19415554 CL-180088	4,327.00	N
(0) - 0 N						
013401 STATE BOARD OF EQUALIZATION FUEL TAXES DIVISION PO BOX 942879 SACRAMENTO, CA 94279-6155	89.21	APRIL-JUNE 2018 FUEL TAX	07/19/2018	19415556 CL-180089	89.21	N
(916) 322-9669 N						
003646 STATE OF CALIFORNIA 1300 I STREET SUITE 810 SACRAMENTO, CA 95814	305.00	311407 FINGERPRINTING	07/17/2018	19415051 CL-180058	305.00	N
(0) - 0 N						
000923 STEVE SMITH ELECTRIC STEPHEN A SMITH P.O. BOX 386 RIO VISTA, CA 94571	1,718.00	6149 RADIO RIO INSTALL	07/26/2018	19416740 PV-190032	1,718.00	7

(707) 249-1848

Y



Vendor Name/Address	Total	Description	Date	Warrant Reference	Amount	1099
000096 STEWART INDUSTRIAL SUPPLY INC 608 HWY 12 RIO VISTA, CA 94571 (707) 374-5567 N	899.51	#23100 TRANS SUPPLIES	07/12/2018	19414797 CL-180017	899.51	N
014549 STOCKTON WOOD SHAVINGS 938 E. FRENCH CAMP ROAD FRENCH CAMP, CA 95241 (209) 982-0552 N	3,186.00	6289 MAINT PLAYGROUND FIBER	07/26/2018	19416732 PO-190019	3,186.00	N
013947 SUPPLY WORKS PO BOX 742056 LOS ANGELES, CA 90074-2056 (877) 577-1114 N	8,344.68	445756489 RVHS SUPPLIES 445756497 RMS SUPPLIES 445757826 DO SUPPLIES 445760226 DHW SUPPLIES 445573249 DHS SUPPLIES 445741374 DO SUPPLIES 445907017 DO SUPPLIES 445716210 RMS SUPPLIES 446865081 BATES SUPPLIES 446476287 WG SUPPLIES 447013319 BATES SUPPLIES 447424201 CMS SUPPLIES 447426842 DHS SUPPLIES	07/17/2018 07/17/2018 07/17/2018 07/17/2018 07/17/2018 07/17/2018 07/17/2018 07/17/2018 07/24/2018 07/24/2018 07/31/2018 07/31/2018	19415079 PO-190034 19415079 PO-190034 19415079 PO-190034 19415079 PO-190034 19415079 PO-190034 19415079 PO-190034 19415079 PO-190034 19416261 PO-190034 19416261 PO-190034 19416261 PO-190034 19417270 PO-190034 19417270 PO-190034	702.73 216.47 206.09 1,016.41 427.68 20.22 16.81 7.14 441.29 868.91 293.77 1,206.84 2,920.32	N N N N N N N N N N N N N
010359 THERAPRO INC 225 ARLINGTON ST. FARMINGHAM, MA 01702-8723 (800) 257-5376 N	192.50	472122 SP ED SUPPLIES 472122 SP ED SUPPLIES 472122 SP ED SUPPLIES	07/17/2018 07/17/2018 07/17/2018	19415070 PO-190050 19415070 PO-190050 19415070 PO-190050	15.64 15.64 192.50	N N N
012694 U.S. BANK 221 SOUTH FIGUEROA ST, STE 210 LM-CA-F2TC LOS ANGELES, CA 90012 (0) - 0 N	10,643.02	JUNE 2018 GASB 45	07/17/2018	19415054 CL-180060	10,643.02	N

Vendor Name/Address	Total	Description	Date	Warrant Reference	Amount	1099
001896 UNITED PARCEL SERVICE INC 55 GLENLAKE PARKWAY NE ATLANTA, GA 30328	206.52	DO SHIPPING	07/17/2018	19415052 CL-180059	93.90	N
		DO SHIPPING	07/17/2018	19415087 PV-190014	24.99	N
		DO SHIPPING	07/24/2018	19416270 PV-190022	49.72	N
		DO SHIPPING	07/31/2018	19417273 PV-190036	37.91	N
(0) - 0 N						
013419 US BANK NATIONAL ASSOCIATION 1310 MADRID ST SUITE 101 MARSHALL, MN 56258	863.87	RVHS XEROX LEASE	07/17/2018	19415053 CL-180061	324.38	N
		361908676 DHW LEASE	07/24/2018	19416262 PO-190211	400.00	N
		361908676 WIND RIVER LEASE	07/24/2018	19416264 PO-190211	139.49	N
(800) 328-5371 N						
013997 VERIZON WIRELESS ONE VERIZON PLACE ALPHARETTA, GA 30004	72.65	DHW PRINCIPAL CELL	07/24/2018	19416271 PV-190023	72.65	7
() - Y VERIZON WIRELE						
010906 WASTE MANAGEMENT OF WOODLAND P.O. BOX 78251 PHOENIX, AZ 85062-8251	127.44	DHS WASTE SERVICE	07/10/2018	19414377 PV-190005	127.44	N
(0) - 0 N						
013341 WESTERN ASSOCIATION 533 AIRPORT BLVD SUITE 200 BURLINGAME, CA 94010-2009	2,040.00	1102668 DHS ACCREDITATION	07/26/2018	19416736 PV-190028	1,020.00	N
		1102669 RVHS ACCREDITATION	07/26/2018	19416736 PV-190028	1,020.00	N
(650) 696-1060 N						
012528 WILLIAMS SCOTSMAN INC 4911 ALLISON PARKWAY VACAVILLE, CA 95688	3,747.84	RVHS PORTABLE	07/31/2018	19417276 PV-190038	936.96	N
		RMS PORTABLE	07/31/2018	19417276 PV-190038	936.96	N
		RMS PORTABLE	07/31/2018	19417276 PV-190038	936.96	N
		DHW PORTABLE	07/31/2018	19417276 PV-190038	936.96	N
(707) 451-3000 N						
014388 WPS PUBLISH	4,131.29	SP ED JONES/CLARK REGIST CONF	07/10/2018	19414369 PO-190187	1,253.00	N

625 ALASKA AVENUE
TORRANCE, CA 90503-5124

219822 SP ED SUPPLIES

07/17/2018 19415071 PO-190057

2,878.29 N

(800) 648-8857

N

Vendor Name/Address	Total	Description	Date	Warrant Reference	Amount	1099
003308 WRIGHT, KATHERINE 400 SOUTH FRONT STREET RIO VISTA, CA 94571	38.66	ED SV SUPPLIES	07/26/2018	19416737 PV-190029	38.66	N
(0) - 0						N
014706 ZOOM IMAGING SOLUTION 200 S. HARDING BLVD ROSEVILLE, CA 95678	507.12	1962031 DHW PRINTER CHARGES	07/12/2018	19414798 CL-180018	507.12	N
(916) 369-6526						N
District total:	1,008,497.44					
Report total:	1,008,497.44					

BOARD OF TRUSTEES
RIVER DELTA UNIFIED SCHOOL DISTRICT
 445 Montezuma Street
 Rio Vista, CA 94571-1651



BOARD AGENDA BRIEFING

Meeting Date: August 14, 2018

Attachments: ___x___

From: Carrie Norris & Kathy Wright

Item #: ___10.4___

SUBJECT:

Request to approve interim Reclassification Criteria for English Language Learners.

Action: _____

Consent Action: ___x___

Information Only: _____

Background:

English Language Learners remain ELs until they are reclassified as fluent in English. There are four different criteria that must be met to demonstrate that a student is fluent in English: Basic Skills, English Language Proficiency, Teacher Evaluation, and Parent Input. In the past, the district has used the CELDT for the English Language Proficiency. No longer is CELDT being administered. ELPAC scores must be used and a new interim criteria must be established to show students have mastered English Language Proficiency. The new interim criteria must be Board-approved.

Status:

The following is recommended district's interim reclassification criterion for English Language Proficiency.

Overall	Level 4	Level 3
Composite Oral and Written	Automatically qualified for reclassification	Both Oral and Written Language Score Level 3 or 4
Domain		All Domains Somewhat/ Moderately or Well Developed

Presenter:

Kathy Wright/Carrie Norris


Cost &/or Funding Sources (be specific)

None

Recommendation:

That the board approves the interim Reclassification Criteria for English Language Learners.

Time: _____2 mins.____



RIVER DELTA UNIFIED SCHOOL DISTRICT

445 Montezuma Street, Rio Vista, California 94571-1651

http://riverdelta.org (707) 374-1700 Fax (707) 374-2995

District English Language Learner's Program; Carrie Norris, Coordinator

Office: 916.776.1844

INITIAL RECLASSIFICATION FORM (FORM 3)

To the parent(s)/guardian(s) of: _____ School _____ Date: _____

SSID #: _____ Date of Birth: _____ Grade: _____ Primary Language: _____

Prior to reclassification to Fluent English Proficient, each English Language Learner must meet district-developed, state-approved criteria. This form is to be completed for each student considered for reclassification and then submitted to the school secretary.

	Standard	Documentation																													
#1 Basic Skills (Must meet one criterion in this category)	-Grades 3-12: CAASPP Assessment of meets or exceeds standards in English Language Arts (ELA) or -Grades K-12: MAP Assessment Projected Level 3 or 4 (Class Breakdown Report) or -Grades K-12: MAP Assessment "At or Above" district average in ELA, but not below yellow band (Student Profile Report)	CAASPP Date: _____ Meets _____ Exceeds _____ or MAP Date: _____ Projected Level 3 ___ 4 ___ or MAP Date: _____ At or Above district average, not below yellow band																													
#2 English Language Proficiency	ELPAC (English Language Proficiency Assessment for California) <table border="1"> <tr> <td>Overall</td> <td>Level 4</td> <td>Level 3</td> </tr> <tr> <td>Composite Oral and Written</td> <td>Automatically qualified for reclassification</td> <td>Both Oral and Written Language Score Level 3 or 4</td> </tr> <tr> <td>Domain</td> <td></td> <td>All Domains Somewhat/ Moderately or Well Developed</td> </tr> </table>	Overall	Level 4	Level 3	Composite Oral and Written	Automatically qualified for reclassification	Both Oral and Written Language Score Level 3 or 4	Domain		All Domains Somewhat/ Moderately or Well Developed	Overall Level (circle one): 3 4 Oral Level (circle one): 3 4 Written Level (circle one): 3 4 Domains: (check the box) <table border="1"> <tr> <td>Level</td> <td>Beginning</td> <td>Somewhat/ Moderately</td> <td>Well Developed</td> </tr> <tr> <td>Listening</td> <td></td> <td></td> <td></td> </tr> <tr> <td>Speaking</td> <td></td> <td></td> <td></td> </tr> <tr> <td>Reading</td> <td></td> <td></td> <td></td> </tr> <tr> <td>Writing</td> <td></td> <td></td> <td></td> </tr> </table>	Level	Beginning	Somewhat/ Moderately	Well Developed	Listening				Speaking				Reading				Writing			
Overall	Level 4	Level 3																													
Composite Oral and Written	Automatically qualified for reclassification	Both Oral and Written Language Score Level 3 or 4																													
Domain		All Domains Somewhat/ Moderately or Well Developed																													
Level	Beginning	Somewhat/ Moderately	Well Developed																												
Listening																															
Speaking																															
Reading																															
Writing																															
#3 Teacher Evaluation	REPORT CARD -Grade K-6: Standard Nearly Met (2) or Standard Met (3) -Grades 6/7-12: At or above grade level and minimum of "C" in academic areas on most recent report card. <i>If there are any deficits, the following must also be met:</i> -Teacher agrees that student is performing successfully in these academic areas or that any incurred deficits are due to factors unrelated to English language proficiency.	Current Report card meets criteria: _____ Yes No Reviewer _____ Report Card Date _____ OR, IF ANY DEFICITS: I verify that this student has met this criterion. Teacher/Subject _____ Date _____																													
#4 Consultation with Parent/Guardian	* Parent Signature _____ Date _____ <i>*If no signature is obtained, provide description of contact: _____</i>																														
#5 Recommendation	RECLASSIFICATION TEAM RECOMMENDATION It is recommended that the student: <input type="radio"/> Be Reclassified as <i>Fluent English Proficient</i> <input type="radio"/> Be Reclassified as <i>Fluent English Proficient</i> (Student on active IEP, ALL Special Ed. criteria met.) <input type="radio"/> Is NOT Reclassified at this time Explain (May use the back)																														

**If the school's IEP team, including ELD teacher, determines that an EL with an IEP would benefit from EL Reclassification, but the student's disability prevents him/her from meeting the above criteria, the Individualized Reclassification Protocol may be appropriate for this relatively small number of students.*

Administrator Date Teacher Date

Parent/Guardian Date EL Support Staff Date

BOARD OF TRUSTEES
RIVER DELTA UNIFIED SCHOOL DISTRICT
445 Montezuma Street
Rio Vista, CA 94571-1651



BOARD AGENDA BRIEFING

Meeting Date: August 14, 2018

Attachments: X

From: Kathy Wright, Director of Educational Services

Item #: 10.5

SUBJECT

Request to approve the Independent Contract for Services Agreement with Kings County Office of Education to provide support to the district for the state mandated California Longitudinal Pupil Achievement Data System. (CALPADS) for the 2018-2019 school year.

Action: _____
Consent Action: X
Information Only: _____

Background & Status:

Each year the River Delta Unified School District contracts with Kings County Office of Education for CALPADS support to ensure RDUSD is able to ensure compliance and accuracy in data management in the state mandated system. The Kings County Office of Education is willing to provide support to River Delta Unified School District for the 2018-2019 school year.

Presenter:

Kathy Wright, Director of Educational Services

Cost &/or Funding Sources (be specific)

Not to exceed \$3,000 paid by Educational Services Funding.

Recommendation:

That the Board approve the Independent Contract for Services Agreement with Kings County Office of Education to provide support to the district for the state mandated California Longitudinal Pupil Achievement Data System. (CALPADS) for the 2018-2019 school year.

Time: 2 mins. _____



RIVER DELTA UNIFIED SCHOOL DISTRICT

445 Montezuma Street
Rio Vista, California 94571-1651
(707) 374-1700 Fax (707) 374-2901
www.riverdelta.k12.ca.us

INDEPENDENT CONTRACT FOR SERVICES AGREEMENT

THIS AGREEMENT is entered into by and between the River Delta Unified School District hereinafter referred to as "DISTRICT," and Kings County Office of Education hereinafter referred to as "CONSULTANT."

IT IS HEREBY MUTUALLY AGREED that Consultant will provide services under the following terms and conditions:

1. TERM: The term of this agreement is from July 1, 2018 through June 30, 2019. Extension or renewal requires approval of DISTRICT or authorized representative. Unless compensation is fixed on the basis of a daily or hourly rate, compensation will not be increased upon extension of the agreement without approval of the DISTRICT or authorized representative.

This agreement may be terminated with 30 days advance written notice by either party. In the event of termination for cause, CONSULTANT need be compensated only to the extent required by law.

2. CONSULTANT SERVICES: CONSULTANT agrees to perform, during the term of this agreement, the tasks obligations and services detailed as follows: To provide support to the River Delta Unified School District for the California Longitudinal Pupil Achievement Data System (CALPADS)

3. PAYMENT FOR SERVICES: CONSULTANT shall receive compensation at the rate of:
\$ per day week month year or \$75 per hour
OR
for a total cost not to exceed \$ 3,000

In the event the CONSULTANT is required to travel outside Solano, Yolo or Sacramento Counties at the request of the DISTRICT, it is agreed that actual and necessary expenses incurred while performing such services shall be reimbursed. All payments will be based on invoices submitted to DISTRICT by CONSULTANT and approved by DISTRICT'S authorized representative. The CONSULTANT shall provide an itemization of costs on submitted invoice.

4. RECORDS: CONSULTANT will maintain full and accurate records in connection with this agreement and will make them available to DISTRICT for inspection at any time. CONSULTANT'S work product produced under this agreement shall be the property of DISTRICT and cannot be used without permission of same.
5. STATUS OF CONTRACTOR: DISTRICT and CONSULTANT agree that CONSULTANT, in performing the services specified in this agreement, shall act as an independent contractor and shall have control of all work and the manner in which it is performed. CONSULTANT shall be free to contract for similar service to be performed for other employers while under the contract with DISTRICT; CONSULTANT will not accept such engagements which interfere with performance under this agreement. CONSULTANT is not entitled to participate in any pension plan, insurance, bonus or similar benefits the DISTRICT provides for its employees. The CONSULTANT is not authorized to carry out any official act of the DISTRICT that is required to be done by an employee or office of the DISTRICT.
6. HOLD HARMLESS AND INDEMNIFICATION: CONSULTANT agrees to abide by the *Hold Harmless and Indemnification Agreement* attached to and made a part of this contract.

BOARD OF TRUSTEES
RIVER DELTA UNIFIED SCHOOL DISTRICT
445 Montezuma Street
Rio Vista, CA 94571-1651



BOARD AGENDA BRIEFING

Meeting Date: August 14, 2018

Attachments: X _____

From: Antonia Slagle, Isleton Elementary Principal

Item #: 10.6 _____

SUBJECT

Request to approve the Independent Contract for Services Agreement with Center of Movement for the 2018-2019 school year at a cost not to exceed \$6,000 for Isleton Elementary School Students.

Action: _____
Consent Action: X _____
Information Only: _____

Background & Status:

Name of Vendor: _____ Center of Movement

Description of Service(s): to provide yoga and mindfulness to Pre School-6 grade in weekly sessions for the 2018-2019 school year. Instructor will meet with teachers before programming starts.

Date(s) of Service(s): 2018-2019 school year

Presenter:

Antonia Slagle, Principal, Isleton Elementary/ Program Director, RDUSD State Preschool


Cost &/or Funding Sources (be specific)

Not to exceed \$ 6,000 paid by Isleton Elementary and CSPP.

Recommendation:

That the Board approve the Independent Contract for Services Agreement with Center of Movement for the 2018-2019 school year at a cost not to exceed \$6,000.

Time: _____ 2 mins. _____



RIVER DELTA UNIFIED SCHOOL DISTRICT

445 Montezuma Street
Rio Vista, California 94571-1651
(707) 374-1700 Fax (707) 374-2995
<http://riverdelta.org>

INDEPENDENT CONTRACT FOR SERVICES AGREEMENT

THIS AGREEMENT is entered into by and between the River Delta Unified School District hereinafter referred to as "DISTRICT," and Center of Movement hereinafter referred to as "CONSULTANT."

IT IS HEREBY MUTUALLY AGREED that Consultant will provide services under the following terms and conditions and the terms of this agreement shall supersede any conflicting provision in a contract provided by the Consultant which may be attached to this agreement. Consultant acknowledges and agrees that performance on this Agreement shall be subject to availability of District funds.

1. **TERM:** The term of this agreement is from August 15, 2018 through June 30, 2019. Extension or renewal requires approval of DISTRICT Superintendent or authorized representative. Unless compensation is fixed on the basis of a daily or hourly rate, compensation will not be increased upon extension of the agreement without approval of the DISTRICT Superintendent or authorized representative. It is the right of the District to contact references, perform background checks, and/or audit data security procedures of the Consultant.

This agreement may be terminated at the convenience of either party upon 30 days advance written notice to the other party. In the event of termination, CONSULTANT shall immediately suspend any further performance of services pursuant to this agreement, except as otherwise authorized by the DISTRICT in writing, and Consultant shall be compensated only for services provided up through the date of termination.

CONSULTANT SERVICES: CONSULTANT agrees to perform, during the term of this agreement, the tasks, obligations and services detailed as follows (extra pages may be added but must be identified as part of this paragraph): To provide Mindfulness classes for Pre-School - Sixth grade students at Isleton Elementary School.

PAYMENT FOR SERVICES: CONSULTANT shall receive compensation at the rate of:


Not to exceed \$6,000.

In the event the CONSULTANT is required to travel outside Solano, Yolo or Sacramento Counties at the request of the DISTRICT, it is agreed that actual and necessary expenses incurred while performing such services shall be reimbursed but must be pre-approved. All payments will be based on invoices submitted to DISTRICT by CONSULTANT and approved by DISTRICT'S authorized representative. The CONSULTANT shall provide an itemization of costs on submitted invoice with receipts attached.

2. **RECORDS:** CONSULTANT will maintain full and accurate records in connection with this agreement and will make them available to DISTRICT for inspection at any time. The District maintains the right to monitor the performance of Consultant and may require consultant to submit appropriate reports including but not limited to financial reports, audit reports, and/or internal control reports as determined by the District. In addition, the Consultant understands and agrees that Consultant's work product shall be subject disclosure in accordance with the Public Records Act (Gov. Code §§ 6250 *et seq.*).

Creating Excellence To Ensure That All Students Learn

Bates School Isleton School Walnut Grove School Delta High School Wind River School
Clarksburg Middle Riverview Middle D.H. White Elementary Rio Vista High School Mokelumne High School
River Delta High/Elementary School River Delta Community Day School.....Delta Elementary Charter School
Delta Elementary Charter School



RIVER DELTA UNIFIED SCHOOL DISTRICT

445 Montezuma Street
Rio Vista, California 94571-1651
(707) 374-1700 Fax (707) 374-2995
<http://riverdelta.org>

HOLD HARMLESS & INDEMNIFICATION AGREEMENT

To the fullest extent permitted by law, Center of Movement, (Contractor/Consultant) agrees to defend, indemnify, hold harmless and waive all rights of subrogation against River Delta Joint Unified School District, its Board of Trustees, officers, agents and employees (collectively the "District") from and against any and all claims, costs, demands, expenses (including attorney's fees), losses, damages, injuries and liabilities, whether active or passive, arising from any death or injury negligently caused by the Contractor/Consultant to any person or tangible property because of, arising out of, or in any way related to the Contract/Consultant's performance of this Agreement, except that Contractor/Consultant shall not be liable to defend, indemnify or hold harmless the District for the negligent or intentional acts of the District. It is understood and agreed that such indemnity shall survive the termination of this agreement. Contractor/Consultant shall maintain their own contractual liability insurance to cover its obligations under this Agreement. This indemnification is independent of and shall not in any way be limited by insurance carried by the Contractor/Consultant.

In the case of Facility Use Agreements, Contractor/Consultant further agrees to comply with the insurance requirements attachment to that contract and shall name the District as an additional insured via separate endorsement from its insurance carrier, and provide acceptable proof thereof to the District.

If the Contractor/Consultant should sublet any work to another party (i.e., subcontractor), Contractor/Consultant guarantees that such subcontractor shall indemnify the District prior to permitting subcontractor to commence its work. Contractor/Consultant shall obtain a signed agreement from such subcontractor indemnifying the District as set forth above. In addition, Contractor/Consultant shall require in its purchase orders that each supplier indemnify Contractor/Consultant and the District from any and all losses arising from any materials, products, or supplies included in such work.

In the case of any conflict with these requirements and the provisions of the Agreement to which it is attached, these provisions shall prevail.

TS SYK
Signature of Authorized Representative

7/11/18
Date Signed

Tammy Trujillo
Typed/Printed Name of Authorized Representative

Center of Movement
Company Name

Address, Email & Phone: _____
CA 94571

By SY of AALRR

BOARD OF TRUSTEES
RIVER DELTA UNIFIED SCHOOL DISTRICT
445 Montezuma Street
Rio Vista, CA 94571-1651



BOARD AGENDA BRIEFING

Meeting Date: August 14, 2018

Attachments: X

From: Kathy Wright, Director of Educational Services

Item #: 10.7

SUBJECT

Request to approve the Professional Expert Agreement with Rhiann Eddy for the 2018-2019 school year at a cost not to exceed \$5,000.

Action: _____
Consent Action: X
Information Only: _____

Background & Status:

Name of Vendor: Rhiann Eddy

Description of Service(s): To research, prepare and write the WASC report for Rio Vista High School.

Date(s) of Service(s): 2018-2019 school year

Presenter:

Kathy Wright, Director of Educational Services

Cost &/or Funding Sources (be specific)

Not to exceed \$5,000 paid by Education Services funds.

Recommendation:

That the Board approve the Professional Expert Agreement with Rhiann Eddy for the 2018-2019 school year at a cost not to exceed \$5,000.

Time: 2 mins.

River Delta Unified School District

445 Montezuma Street
Rio Vista, CA 94571

Professional Expert Agreement

Under Section 45103 of the *Education Code*, professional experts employed "on a temporary basis for a specific project" are exempt from classified service. Professional experts must have a special skill or knowledge of a particular subject matter, derived from specialized training or expertise, often involving intensive academic preparation, or representing mastery of that subject. This agreement is for services which do not meet the criteria for Independent Contract Services and will be paid through payroll. Reimbursement will be reported as taxable compensation on statements of earnings (W-2). Applicable payroll deductions when appropriate including STRS and PERS will be made at the time of earned payments. It is understood that this agreement provides for a temporary position having no employment rights or benefits.

River Delta Unified School District agrees to Contract with Rhiann Eddy for the services performed from: August 15, 2018 to: May 1, 2019.

Services to be performed: Research, prepare, and write WASC Report for RVHS.

Amount to be paid:

Budget # 0 0000 0 5800 321 1110 1000 \$ 5000.00

Budget # _____ \$ _____

Payment will be made, with approval of certifying administrator, upon completion of services as follows:

Draft of WASC Report - payments of \$2500.00 on 12/1/18 and 5/1/19

Pay Rate: \$ \$5000.00 per 2 Stipends of \$2500.00 (hour, day, week, month, flat rate, stipend)

Requested by: Victoria Turk / Principal 7.11.16
Title Date

Supervisor Approval: _____ / _____
Title Date

Director of Personnel Date

Assistant Superintendent, Business Services Date

NOTE: This form must be accompanied by the following:

- I-9 Copy of Social Security Card
- W-4 Copy of Driver's License
- DE 4

Identify services completed and submit to payroll:

Completed: _____ / Certifying Administrator

All obligations have been fulfilled
Additional payment requests will be forwarded to Payroll

Professional Expert Completes:	
Name _____	
S.S. # _____	
Address _____	
Telephone # _____	
Professional Expert Signature _____	Date _____
Do you have a valid CA teaching credential? Yes <input checked="" type="checkbox"/> No <input type="checkbox"/>	
Are you presently or have you been a member of PERS Yes <input type="checkbox"/> No <input type="checkbox"/>	
STRS Yes <input type="checkbox"/> No <input type="checkbox"/>	
Are you presently an employee of RDUSD? Yes <input type="checkbox"/> No <input type="checkbox"/>	

BOARD OF TRUSTEES
RIVER DELTA UNIFIED SCHOOL DISTRICT
445 Montezuma Street
Rio Vista, CA 94571-1651



BOARD AGENDA BRIEFING

Meeting Date: August 14, 2018

Attachments: X

From: Kathy Wright, Director of Educational Services

Item #: 10.8

SUBJECT:

Request to approve the Independent Contract for Services Agreement with the Center of Movement for the 2018-2019 school year at a cost not to exceed \$5,000.

Action: _____
Consent Action: X
Information Only: _____

Background & Status:

Name of Vendor: Center of Movement

Description of Service(s): To provide Mindfulness classes at Riverview Middle School. Studies find that youth benefit from learning mindfulness in terms of improved cognitive outcomes, social-emotional skills, and wellbeing. In turn, such benefits may lead to long-term improvements in life. For example, social skills in kindergarten predict improved education, employment, crime, substance abuse and mental health outcomes in adulthood.

Date(s) of Service(s): 2018-2019 school year

Presenter:

Kathy Wright, Director of Educational Services

Cost &/or Funding Sources (be specific)

Not to exceed \$5,000 paid by Educational Services.

Recommendation:

That the Board approve the Independent Contract for Services Agreement with the Center of Movement for the 2018-2019 school year at a cost not to exceed \$5,000.

Time: 2 mins.



RIVER DELTA UNIFIED SCHOOL DISTRICT

445 Montezuma Street
Rio Vista, California 94571-1651
(707) 374-1700 Fax (707) 374-2995
<http://riverdelta.org>

INDEPENDENT CONTRACT FOR SERVICES AGREEMENT

THIS AGREEMENT is entered into by and between the River Delta Unified School District hereinafter referred to as "DISTRICT," and _____ Center of Movement _____ hereinafter referred to as "CONSULTANT."

IT IS HEREBY MUTUALLY AGREED that Consultant will provide services under the following terms and conditions and the terms of this agreement shall supersede any conflicting provision in a contract provided by the Consultant which may be attached to this agreement. Consultant acknowledges and agrees that performance on this Agreement shall be subject to availability of District funds.

1. **TERM:** The term of this agreement is from July 1, 2018 through June 30, 2019. Extension or renewal requires approval of DISTRICT Superintendent or authorized representative. Unless compensation is fixed on the basis of a daily or hourly rate, compensation will not be increased upon extension of the agreement without approval of the DISTRICT Superintendent or authorized representative. It is the right of the District to contact references, perform background checks, and/or audit data security procedures of the Consultant.

This agreement may be terminated at the convenience of either party upon 30 days advance written notice to the other party. In the event of termination, CONSULTANT shall immediately suspend any further performance of services pursuant to this agreement, except as otherwise authorized by the DISTRICT in writing, and Consultant shall be compensated only for services provided up through the date of termination.

CONSULTANT SERVICES: CONSULTANT agrees to perform, during the term of this agreement, the tasks, obligations and services detailed as follows (extra pages may be added but must be identified as part of this paragraph): To provide Mindfulness classes for Riverview Middle School.

PAYMENT FOR SERVICES: CONSULTANT shall receive compensation at the rate of:


Not to exceed \$5,000.

In the event the CONSULTANT is required to travel outside Solano, Yolo or Sacramento Counties at the request of the DISTRICT, it is agreed that actual and necessary expenses incurred while performing such services shall be reimbursed but must be pre-approved. All payments will be based on invoices submitted to DISTRICT by CONSULTANT and approved by DISTRICT'S authorized representative. The CONSULTANT shall provide an itemization of costs on submitted invoice with receipts attached.

2. **RECORDS:** CONSULTANT will maintain full and accurate records in connection with this agreement and will make them available to DISTRICT for inspection at any time. The District maintains the right to monitor the performance of Consultant and may require consultant to submit appropriate reports including but not limited to financial reports, audit reports, and/or internal control reports as determined by the District. In addition, the Consultant understands and agrees that Consultant's work product shall be subject disclosure in accordance with the Public Records Act (Gov. Code §§ 6250 *et seq.*).

Creating Excellence To Ensure That All Students Learn

Bates School Isleton School Walnut Grove School Delta High School Wind River School
Clarksburg Middle Riverview Middle D.H. White Elementary Rio Vista High School Mokelumne High School
River Delta High/Elementary School River Delta Community Day School.....Delta Elementary Charter School
Delta Elementary Charter School



RIVER DELTA UNIFIED SCHOOL DISTRICT

445 Montezuma Street

Rio Vista, California 94571-1651

(707) 374-1700 Fax (707) 374-2995

<http://riverdelta.org>

HOLD HARMLESS & INDEMNIFICATION AGREEMENT

To the fullest extent permitted by law, Center of Movement, (Contractor/Consultant) agrees to defend, indemnify, hold harmless and waive all rights of subrogation against River Delta Joint Unified School District, its Board of Trustees, officers, agents and employees (collectively the "District") from and against any and all claims, costs, demands, expenses (including attorney's fees), losses, damages, injuries and liabilities, whether active or passive, arising from any death or injury negligently caused by the Contractor/Consultant to any person or tangible property because of, arising out of, or in any way related to the Contract/Consultant's performance of this Agreement, except that Contractor/Consultant shall not be liable to defend, indemnify or hold harmless the District for the negligent or intentional acts of the District. It is understood and agreed that such indemnity shall survive the termination of this agreement. Contractor/Consultant shall maintain their own contractual liability insurance to cover its obligations under this Agreement. This indemnification is independent of and shall not in any way be limited by insurance carried by the Contractor/Consultant.

In the case of Facility Use Agreements, Contractor/Consultant further agrees to comply with the insurance requirements attachment to that contract and shall name the District as an additional insured via separate endorsement from its insurance carrier, and provide acceptable proof thereof to the District.

If the Contractor/Consultant should sublet any work to another party (i.e., subcontractor), Contractor/Consultant guarantees that such subcontractor shall indemnify the District prior to permitting subcontractor to commence its work. Contractor/Consultant shall obtain a signed agreement from such subcontractor indemnifying the District as set forth above. In addition, Contractor/Consultant shall require in its purchase orders that each supplier indemnify Contractor/Consultant and the District from any and all losses arising from any materials, products, or supplies included in such work.

In the case of any conflict with these requirements and the provisions of the Agreement to which it is attached, these provisions shall prevail.

Signature of Authorized Representative

Date Signed

Typed/Printed Name of Authorized Representative

Company Name

Address, Email & Phone: _____

By SY of AALRR

Creating Excellence To Ensure That All Students Learn

- | | | | | |
|------------------------------------|---------------------------------------|---------------------------------|-----------------------|-----------------------|
| Bates School | Isleton School | Walnut Grove School | Delta High School | Wind River School |
| Clarksburg Middle | Riverview Middle | D.H. White Elementary | Rio Vista High School | Mokelumne High School |
| River Delta High/Elementary School | River Delta Community Day School..... | Delta Elementary Charter School | | |
| | Delta Elementary Charter School | | | |

BOARD OF TRUSTEES
RIVER DELTA UNIFIED SCHOOL DISTRICT

445 Montezuma Street
Rio Vista, CA 94571-1651



BOARD AGENDA BRIEFING

Meeting Date: August 14, 2018

Attachments: _____

From: Shanan Spears – Delta HS Agriculture Teacher/FFA Advisor

Item Number: 10.9

SUBJECT

Action: _____

Mrs. Spears and approximately 7 students and 1 parent would like to attend the National FFA Convention in Indianapolis, Indiana on October 24th – 28, 2018 with an extended trip to Washington D.C. from October 28 – 30, 2018.

Consent Action: X

Information Only: _____

Background:

The Agriculture Department/FFA of Delta High school will be attending and participating in the National FFA Convention held in Indianapolis, Indiana. The Delta FFA chapter has traditionally attended the event every other year, and 13 students and 6 parents attended in 2015. Our chapter did not participate in 2017 in order to plan out fundraising opportunities for all students.

We are planning to attend educational workshops, business sessions, industry tours, participate in a *Day of Service* project and tour the career fair. There are two students who are earning their American FFA Degree and they will be honored at the convention. The group will also have the opportunity to attend a trip to Washington D.C.

Status: Reservations for the group have been made and there has been active fundraising toward the trip throughout the summer. The fundraising opportunities include: parking at Pear Fair; Lampost Pizza night; BBQ Dinner drive thru; Floral design night.

Presenter: Mrs. Shanan Spears, FFA Advisor

Other People Who Might Be Present: Laura Uslan, Principal

Cost &/or Funding Sources

It is \$1700 for each student and \$1900 for each teacher/adult to attend with the California FFA Association. This covers registration, flights, hotels, and transportation. Price difference is room occupancy, four to a room for students and two to a room for adults. The chapter is actively fundraising and seeking donations to cover the total costs (see above). Funds for the advisor will come from the Ag Boosters and Ag Incentive Grant, as needed.

Recommendation:

That the Board approve the overnight and out-of-state travel request for the Delta High School FFA members to attend the National FFA Convention in Indianapolis, Indiana, from October 24-28, 2018, with an extended trip to Washington D.C. from October 28 – 30, 2018.

Time: _____3 mins.____

BOARD OF TRUSTEES
RIVER DELTA UNIFIED SCHOOL DISTRICT
445 Montezuma Street
Rio Vista, CA 94571-1651



BOARD AGENDA BRIEFING

Meeting Date: August 14, 2018 Attachments: X

From: Elizabeth Keema-Aston, Chief Business Officer Item Number: 10.10

SUBJECT: The Governor’s Budget 45 Day Revise and the impact on the District’s Adopted budget. Action:
Consent Action: X
Information Only:

Background:

The Governor’s 2018-19 Budget was adopted and signed on June 27, 2018. The changes to his adopted budget from the May revise have been addressed in a letter from the State Superintendent of Public Instruction, Tom Torlakson dated August 2, 2018, as well as the Common Message from the Business and Administration Steering Committee (BASC).

Districts must have their budgets adopted by July 1st and are given 45 days to revise their budget given the changes to the Governor’s adopted budget. Only material changes are relevant. If there are no significant changes to a district’s budget it is not necessary to bring the “45 Day Revise” to the board.

Status:

The changes to the Governor’s budget resulted in a material difference to the District’s budget. The changes include an increase in the statutory COLA from 3% to 3.7% resulting in LCF funding go up by \$123,970. One-time Mandate Block Grant funding per ADA went from \$344 down to \$184 resulting in a decrease of \$290,560. The net change is a decrease in funding of \$166,590.

Presenter: Elizabeth Keema-Aston, Chief Business Officer

Other People Who Might Be Present: N/A

Cost &/or Funding Sources N/A

Recommendation:

That the Board receive the “45 Day Revise” information and related impact on the district’s budget.

Time: 5 mins.

2018-19
45 Day Revise to Adopted Budget

MYP LCFF CHANGE	ADOPTED	45 DAY REVISE	CHANGES	
2017-18	18,720,394	18,844,364	123,970	CY
2018-19	19,339,814	19,468,965	129,151	
2019-20	19,836,604	19,965,218	128,614	
One-time Mandate from \$344 to \$184	624,704	334,144	(290,560)	CY
Total Changes to Current Year Adopted Budget			(166,590)	CY

BOARD OF TRUSTEES
RIVER DELTA UNIFIED SCHOOL DISTRICT
445 Montezuma Street
Rio Vista, CA 94571-1651



BOARD AGENDA BRIEFING

Meeting Date: August 14, 2018

Attachments: _____

From: Don Beno, Superintendent

Item Number: 10.11

SUBJECT Donations

Action: _____
Consent Action: x
Information Only: _____

Background:

Donations to Receive and Acknowledge:

Rio Vista High School – Joseph Turk Memorial Scholarship Fund
Ed and Linda DeMar

Presenter Don Beno

Other People Who Might Be Present Staff

Cost &/or Funding Sources

Recommendation:

That the Board acknowledge and approve the receipt of these donations.

Time: 2 mins.____

BOARD OF TRUSTEES
RIVER DELTA UNIFIED SCHOOL DISTRICT
445 Montezuma Street
Rio Vista, CA 94571-1651



BOARD AGENDA BRIEFING

Meeting Date: August 14, 2018 Attachments: X

From: Elizabeth Keema-Aston, Chief Business Officer Item Number: 11

SUBJECT: Communication Strategies, Phase #1 Contract Addendum in the amount of \$5,850. Action: X
Consent Action:
Information Only:

Background:

When the district decided to implement a new phone system it was determined by the committee that a consultant was needed to assist in the procurement of equipment and services. At that time the district entered into an agreement with Communication Strategies (Com-Strat, LLC) on November 17, 2017. At that time it was estimated that service hours would be approximately 67 hours. There were additional activities outside of the initial scope of work which entailed, 2 days of site visits, detailed phone counts, Conterra Wireless WAN discovery, two RFQ reviews with the committee and the additional time as a one month project took four months. This resulted in an additional 30 hours of project time. Com-Strat services has saved the district funding on this large scale project.

Addendum #1 for the initial scope of work is amending the original contract by an additional \$5,850.

Status: The additional hours were justified as the project was much more detailed and complex than initially anticipated.

Presenter: Elizabeth Keema-Aston, Chief Business Officer

Other People Who Might Be Present: N/A

Cost &/or Funding Sources \$5,850 from one-time funds allocated for the new district wide phone system.

Recommendation:

That the Board approve Addendum #1 for phase 1 of the new district wide phone system.

Time: 5 mins.

Addendum - Technology Consulting Services

For



RIVER DELTA UNIFIED SCHOOL DISTRICT

Serving K-12 in the Delta Communities along the Sacramento River

Presented to:

**Craig Hamblin
Director M.O.T.**

By

Chuck Vondra
Sr. Consultant, Managing Principal
(707) 963-5418
Chuck@com-strat.com

Scott McCoy
Consultant/Project Manager
(408) 472-7714
ScottM@com-strat.com

Itemized Scope of Work

Communication Strategies has completed the task of identifying a new telecommunications platform for River Delta Unified School District (RDUSD). The scope of the initial project expanded due to some of the following reasons:

1. 2 days of site visits, not in original scope
2. Detailed phone counts were in original scope
3. Conterra Wireless WAN discovery
4. Two RFQ reviews with client for 2-3 hours total that was not in scope.
5. 1-month project took 4 months

Communication Strategies is requesting additional hours to cover the scope expansion.

Addendum #1 for Technology Consulting Services

This agreement is between Communication Strategies (Com-Strat, LLC) and the River Delta Unified School District for the purpose of technology consulting services.

SCOPE OF WORK:

Additional activities outside of initial scope of work

FEES:

30Hours at \$195.00 per hour for a total of \$5,850

TERMS:

All local travel and normal expenses are included in our hourly rate. Communication Strategies will submit invoices monthly for work performed and payment is net 30 days. The hours quoted are not to exceed figures, and are expected to fulfill the Scope of Work proposed.

ACCEPTANCE

River Delta Unified School District
445 Montezuma Street
Rio Vista, CA 94571

Com-Strat, LLC
1176 Starr Ave.
St. Helena, CA 94574

Name: _____

Name _____

Title: _____

Title: _____

Date: _____

Date: _____

BOARD OF TRUSTEES
RIVER DELTA UNIFIED SCHOOL DISTRICT
445 Montezuma Street
Rio Vista, CA 94571-1651



BOARD AGENDA BRIEFING

Meeting Date:	August 14, 2018	Attachments: <input checked="" type="checkbox"/> X
From:	Elizabeth Keema-Aston, Chief Business Officer	Item Number: <u> 12 </u>
<u>SUBJECT:</u>	Approve Actuarial Valuation of Post-Retirement Benefits prepared by Nicolay Consulting to meet GASB 75 requirements.	Action: <input checked="" type="checkbox"/> X Consent Action: <input type="checkbox"/> Information Only: <input type="checkbox"/>

Background:

In 2017, the Government Accounting Standards Board (GASB) issued Statement #75, Employer Accounting and Reporting for Post-Employment Benefits Other Than Pensions, which requires public agencies, including school districts, to report their costs and obligations for post-employment healthcare and other post-employment benefits much like they now report under GASB 45. The philosophy behind the rule is that the costs of these post-employment benefits should be recognized as a current cost during the working years of an employee rather than after they retire.

As with GASB 45, the now GASB 75 requires actuarial reports to be updated every two years to capture changes in reporting requirements and significant changes that may have occurred within the district.

An actuarial report was due in for FY 17-18. Since the district had a full actuarial report performed in FY 2016-17 only an interim report was due for FY 17-18. This puts us on track for another full report this fiscal year.

Status: Nicolay Consulting conducted a current actuarial valuation of post-retirement benefits in order to satisfy the bi-annual reporting requirement. The district's net long term liability is projected at \$5,858,840 and the district currently utilizes the "pay-as-you-go" method with a 1% of payroll contribution each month with the option of an additional Ad Hoc payment. Currently the 1 % is above the cost of annual distributions.

Presenter: Elizabeth Keema-Aston, Chief Business Officer

Other People Who Might Be Present: N/A

Cost &/or Funding Sources N/A

Recommendation:

That the Board approve the Actuarial Valuation of Post-Retirement Benefits prepared by Nicolay Consulting.

Time: 5 mins.

Projection of the GASB 75 Actuarially Determined Contribution (ADC)

Table 1 presents a five-year projection under the assumptions that **the District contributes according to the Funding Policy**, the Fund earns 6.85% per year, the discount rate remains 6.85% and the Normal Cost component of the ADC increases by 5.00% per year throughout the five-year period. We assumed mid-year benefit withdrawals from the Trust.

Funding Policy:

- Pay-go (Explicit retiree benefit costs for the PEMHCA benefit)
- Active implicit rate subsidy (Transfers of a portion of active employee benefit expense to OPEB)
- Contribute 1% of Payroll in cash to the trust
- No Ad Hoc contribution

	2017/18	2018/19	2019/20	2020/21	2021/22
Actuarial Accrued Liability (AAL)	\$6,210,118	\$6,696,550	\$7,214,068	\$7,772,477	\$8,376,508
Actuarial Value of Assets at beginning of year	<u>351,278</u>	<u>415,281</u>	<u>482,168</u>	<u>556,508</u>	<u>639,835</u>
Unfunded Actuarial Accrued Liability (UAAL)	\$5,858,840	\$6,281,269	\$6,731,900	\$7,215,969	\$7,736,673
Remaining Amortization Period	21	20	19	18	17
Calculation of ADC under GASB 45 ARC Rules					
Normal Cost	\$276,826	\$290,667	\$305,200	\$320,460	\$336,483
Amortization of UAAL	<u>411,054</u>	<u>455,771</u>	<u>506,400</u>	<u>564,249</u>	<u>630,741</u>
Actuarially Determined Contribution (ADC)	\$687,880	\$746,438	\$811,600	\$884,709	\$967,224
Calculation of Contribution under Funding Policy					
Est. Pay-go	\$50,081	\$62,058	\$75,724	\$91,371	\$109,058
Est. Implicit Rate Subsidy ¹	89,871	96,196	97,597	96,291	101,158
Trust Contribution (1% of payroll)	107,443	103,240	99,748	96,807	93,487
Ad Hoc Contribution	<u>0</u>	<u>0</u>	<u>0</u>	<u>0</u>	<u>0</u>
Funding Policy Contribution	\$247,395	\$261,494	\$273,068	\$284,469	\$303,702
Estimated Stipend Payment	\$68,804	\$66,053	\$59,782	\$53,074	\$50,847

¹ If you don't transfer this from Active Benefit Expense to OPEB accounting, then this amount should be contributed to the trust in cash.



Projection of the GASB 75 Actuarially Determined Contribution (ADC)

Table 2 presents a five-year projection under the assumptions that **the District contributes according to the Funding Policy**, the Fund earns 6.85% per year, the discount rate remains 6.85% and the Normal Cost component of the ADC increases by 5.00% per year throughout the five-year period. We assumed mid-year benefit withdrawals from the Trust.

Funding Policy:

- Pay-go (Explicit retiree benefit costs for the PEMHCA benefit)
- Active implicit rate subsidy (Transfers of a portion of active employee benefit expense to OPEB)
- Contribute 1% of Payroll in cash to the trust
- Ad Hoc contribution of \$250,000 in cash to the trust

	2017/18	2018/19	2019/20	2020/21	2021/22
Actuarial Accrued Liability (AAL)	\$6,210,118	\$6,696,550	\$7,214,068	\$7,772,477	\$8,376,508
Actuarial Value of Assets at beginning of year	<u>351,278</u>	<u>673,702</u>	<u>1,016,711</u>	<u>1,386,088</u>	<u>1,784,662</u>
Unfunded Actuarial Accrued Liability (UAAL)	\$5,858,840	\$6,022,848	\$6,197,357	\$6,386,389	\$6,591,846
Remaining Amortization Period	21	20	19	18	17
Calculation of ADC under GASB 45 ARC Rules					
Normal Cost	\$276,826	\$290,667	\$305,200	\$320,460	\$336,483
Amortization of UAAL	<u>411,054</u>	<u>437,020</u>	<u>466,190</u>	<u>499,380</u>	<u>537,408</u>
Actuarially Determined Contribution (ADC)	\$687,880	\$727,687	\$771,390	\$819,840	\$873,891
Calculation of Contribution under Funding Policy					
Est. Pay-go	\$50,081	\$62,058	\$75,724	\$91,371	\$109,058
Est. Implicit Rate Subsidy ¹	89,871	96,196	97,597	96,291	101,158
Trust Contribution (1% of payroll)	107,443	103,240	99,748	96,807	93,487
Ad Hoc Contribution (\$250k per year)	<u>250,000</u>	<u>250,000</u>	<u>250,000</u>	<u>250,000</u>	<u>250,000</u>
Funding Policy Contribution	\$497,395	\$511,494	\$523,068	\$534,469	\$553,702
Estimated Stipend Payment	\$68,804	\$66,053	\$59,782	\$53,074	\$50,847

¹ If you don't transfer this from Active Benefit Expense to OPEB accounting, then this amount should be contributed to the trust in cash.

Projection of the GASB 75 Actuarially Determined Contribution (ADC)

Table 3 presents a five-year projection under the assumptions that **the District contributes according to the Funding Policy**, the Fund earns 6.85% per year, the discount rate remains 6.85% and the Normal Cost component of the ADC increases by 5.00% per year throughout the five-year period. We assumed mid-year benefit withdrawals from the Trust.

Funding Policy:

- Pay-go (Explicit retiree benefit costs for the PEMHCA benefit)
- Active implicit rate subsidy (Transfers of a portion of active employee benefit expense to OPEB)
- Contribute 1% of Payroll in cash to the trust
- Ad Hoc contribution of \$400,000 in cash to the trust

	2017/18	2018/19	2019/20	2020/21	2021/22
Actuarial Accrued Liability (AAL)	\$6,210,118	\$6,696,550	\$7,214,068	\$7,772,477	\$8,376,508
Actuarial Value of Assets at beginning of year	<u>351,278</u>	<u>828,754</u>	<u>1,337,437</u>	<u>1,883,836</u>	<u>2,471,558</u>
Unfunded Actuarial Accrued Liability (UAAL)	\$5,858,840	\$5,867,795	\$5,876,631	\$5,888,641	\$5,904,950
Remaining Amortization Period	21	20	19	18	17
Calculation of ADC under GASB 45 ARC Rules					
Normal Cost	\$276,826	\$290,667	\$305,200	\$320,460	\$336,483
Amortization of UAAL	<u>411,054</u>	<u>425,769</u>	<u>442,063</u>	<u>460,459</u>	<u>481,408</u>
Actuarially Determined Contribution (ADC)	\$687,880	\$724,495	\$764,218	\$807,813	\$856,009
Calculation of Contribution under Funding Policy					
Est. Pay-go	\$50,081	\$62,058	\$75,724	\$91,371	\$109,058
Est. Implicit Rate Subsidy ¹	89,871	96,196	97,597	96,291	101,158
Trust Contribution (1% of payroll)	107,443	103,240	99,748	96,807	93,487
Ad Hoc Contribution (\$400k per year)	<u>400,000</u>	<u>400,000</u>	<u>400,000</u>	<u>400,000</u>	<u>400,000</u>
Funding Policy Contribution	\$647,395	\$661,494	\$673,068	\$684,469	\$703,702
Estimated Stipend Payment	\$68,804	\$66,053	\$59,782	\$53,074	\$50,847

¹ If you don't transfer this from Active Benefit Expense to OPEB accounting, then this amount should be contributed to the trust in cash.

Projection of the GASB 75 Actuarially Determined Contribution (ADC)

Table 4 presents a five-year projection under the assumptions that **the District contributes according to the Funding Policy**, the Fund earns 6.85% per year, the discount rate remains 6.85% and the Normal Cost component of the ADC increases by 5.00% per year throughout the five-year period. We assumed mid-year benefit withdrawals from the Trust.

Funding Policy:

- Pay-go (Explicit retiree benefit costs for the PEMHCA benefit)
- Active implicit rate subsidy (Transfers of a portion of active employee benefit expense to OPEB)
- Contribute 1% of Payroll in cash to the trust
- Contribute enough cash to fully cover the ADC

	2017/18	2018/19	2019/20	2020/21	2021/22
Actuarial Accrued Liability (AAL)	\$6,210,118	\$6,696,550	\$7,214,068	\$7,772,477	\$8,376,508
Actuarial Value of Assets at beginning of year	<u>351,278</u>	<u>870,603</u>	<u>1,435,805</u>	<u>2,057,989</u>	<u>2,743,264</u>
Unfunded Actuarial Accrued Liability (UAAL)	\$5,858,840	\$5,825,947	\$5,778,263	\$5,714,489	\$5,633,244
Remaining Amortization Period	21	20	19	18	17
Calculation of ADC under GASB 45 ARC Rules					
Normal Cost	\$276,826	\$290,667	\$305,200	\$320,460	\$336,483
Amortization of UAAL	<u>411,054</u>	<u>422,732</u>	<u>434,664</u>	<u>446,842</u>	<u>459,257</u>
Actuarially Determined Contribution (ADC)	\$687,880	\$713,399	\$739,864	\$767,302	\$795,740
Calculation of Contribution under Funding Policy					
Est. Pay-go	\$50,081	\$62,058	\$75,724	\$91,371	\$109,058
Est. Implicit Rate Subsidy ¹	89,871	96,196	97,597	96,291	101,158
Trust Contribution (1% of payroll)	107,443	103,240	99,748	96,807	93,487
Est. Trust Contribution	<u>440,485</u>	<u>451,905</u>	<u>466,796</u>	<u>482,834</u>	<u>492,038</u>
Funding Policy Contribution	\$687,880	\$713,399	\$739,864	\$767,302	\$795,740
Estimated Stipend Payment	\$68,804	\$66,053	\$59,782	\$53,074	\$50,847

¹ If you don't transfer this from Active Benefit Expense to OPEB accounting, then this amount should be contributed to the trust in cash.

Projection of the GASB 75 Actuarially Determined Contribution (ADC)

Trust Contribution Budgeting

While there is no requirement to prefund OPEB, doing so is an effective way to manage your benefit policy and cash flow. Unlike GASB 45, GASB 75 is purely an accounting method and not an actuarial method. It is noted, however, that GASB 75 has Required Supplementary Information that includes an Actuarially Determined Contribution (ADC). While an organization can choose not to calculate and disclose an ADC, we recommend those prefunding their plans do so.

The GASB 45 ARC can be considered an ADC. We recommend the District use the ARC methodology (with certain adjustments) as their ADC, since your GASB 75 amortization and normal cost calculation methods will be similar to what was used under GASB 45. This brings consistency to your ongoing dialogue with your financial statement users, Board, and other stakeholders.

It is preferable to pass all amounts through the trust for documentation purposes. In other words, the District should consider a policy of making the full ADC contribution to the trust, paying benefit payments from the trust, and reimbursing the District from the trust for any Implicit Rate Subsidy contributions transferred from active benefit costs.

Funding Valuations

If the District fully funded the plan on a GASB 75 basis at 7/1/17, a funding policy could be to fund the GASB 75 annual expense each year regardless of the cash flow volatility this approach may cause. Absent this approach, the District should consider performing a funding valuation to determine the ADC. Calculating the ADC can be a byproduct of the GASB actuarial valuation work we do as long as the actuarial methods and assumptions are the same. Because Nicolay was using assumptions under GASB 45 that are still acceptable under the new GASB 75 rules, we'd propose the District be reticent in making a change, with the exception of the changes associated with an overfunded plan. This approach promotes consistency and does not introduce new complexities. However, there are certain things you may want to change that do not introduce some complexity.

Changes to ARC Methodology to Consider for your ADC

Generally, for pre-funded plans the funding policy is to fund the full ADC and so the ADC is the cash flow related to this plan. Reducing volatility in the ADC for an underfunded plan can be achieved effectively through managing your amortization period and/or asset smoothing techniques.

Amortization Method: GASB 75 amortizes asset gain/loss over 5 years, liability experience and assumption change gain/loss over a variable period of roughly 5-10 years, and immediately recognizes plan amendment gain/loss and your initial unfunded. Under the GASB 45 methodology, the District was amortizing all of these items over a closed 30 year period. The District should think about how long it wants to amortize the initial unfunded (or overfunding) at 7/1/17 (Stay with current GASB 45 23-year period? Restart closed 30-year period? Other?). Also, the District should consider how it wants to treat future gain/loss (Stay with current GASB 45 23-year period? Switch to GASB 75 periods? Use an open 10-year period for all types of gain/loss? Other?).

Projection of the GASB 75 Actuarially Determined Contribution (ADC)

Asset Smoothing: GASB 75 calculates the unfunded liability using market value of assets. However, equity risk can result in significant asset volatility, which can result in volatile unfunded. To mitigate this volatility, the District can continue its 5-year asset smoothing method, which recognizes gain/loss for any one year systematically over the smoothing period. Common smoothing periods are 3-5 years in length.

Frequency of Funding Valuations

Performing a funding valuation at the same time as your GASB 75 valuation (i.e., every 2 years) streamlines costs by limiting data collection and analysis. Alternatively, they can be performed every year, every 4 years, or on an ad-hoc basis as needed. Our funding valuation reports will contain an ADC funding projection for up to 5 years, although caution should be exercised with utilizing these projected amounts as your ADC beyond 2 years.

GASB 75 Actuarially Determined Contribution
Ad Hoc Contribution Comparisons

Board Meeting: 8/14/2018

UAAL = Unfunded Actuarial Accrued Liability

Ad Hoc payment	None	
	UAAL	diff. from prior year
17-18	\$ 5,858,840	
18-19	\$ 6,281,269	422,429
19-20	\$ 6,731,900	450,631
20-21	\$ 7,215,969	484,069
21-22	\$ 7,736,673	520,704

Ad Hoc payment	\$ 250,000	
	UAAL	diff. from prior year
17-18	\$ 5,858,840	
18-19	\$ 6,022,848	164,008
19-20	\$ 6,197,357	174,509
20-21	\$ 6,386,389	189,032
21-22	\$ 6,591,846	205,457

Ad Hoc payment	\$ 400,000	
	UAAL	diff. from prior year
17-18	\$ 5,858,840	
18-19	\$ 5,867,795	8,955
19-20	\$ 5,876,631	8,836
20-21	\$ 5,888,641	12,010
21-22	\$ 5,904,950	16,309

Ad Hoc payment	Est. Trust Cont.	
	UAAL	diff. from prior year
17-18	\$ 5,858,840	
18-19	\$ 5,825,947	(32,893)
19-20	\$ 5,778,263	(47,684)
20-21	\$ 5,714,489	(63,774)
21-22	\$ 5,633,244	(81,245)

Prepared by E.Keema-Aston
per GASB 75 report-OPEB

**River Delta Unified School District
OPEB Plan**

**Governmental Accounting Standards Board
(GASB) Statement 75**

Actuarial Valuation Date: February 1, 2017

Measurement Date: June 30, 2017

Fiscal Year End: June 30, 2018

July 23, 2018

July 23, 2018

OPEB CONSULTANTS AND ACTUARIES
530 BUSH STREET, SUITE 500
SAN FRANCISCO, CALIFORNIA 94108-3633
TEL: 415-512-5300
FAX: 415-512-5314

Ms. Sharon Silva
Director of Accounting
River Delta Unified School District
445 Montezuma Street
Rio Vista, CA 94571

Re: River Delta Unified School District GASB 75 Report for FYE June 30, 2018

Dear Ms. Silva,

River Delta Unified School District ("The District") has retained Nicolay Consulting Group to complete this valuation of the District's postemployment medical program (the "Plan") as of June 30, 2017 measurement date compliant under Governmental Accounting Standards Board (GASB) Statement 75.

The purpose of this valuation is to determine the value of the expected postretirement benefits for current and future retirees and the Net OPEB Liability and OPEB Benefit Cost for the fiscal year ending June 30, 2018. The amounts reported herein are not necessarily appropriate for use for a different fiscal year without adjustment.

Based on the foregoing, the cost results and actuarial exhibits presented in this report were determined on a consistent and objective basis in accordance with applicable Actuarial Standards of Practice and generally accepted actuarial procedures. We believe they fully and fairly disclose the actuarial position of the Plan based on the plan provisions, employee and plan cost data submitted.

The actuarial calculations were completed under the supervision of Gary Cline, ASA, MAAA, FCA, Enrolled Actuary. A member of the American Academy of Actuaries whom meets the Qualification Standards of the American Academy of Actuaries to render the actuarial opinion herein. To the best of our knowledge, the information supplied in the actuarial valuation is complete and accurate. In our opinion, assumptions as approved by the plan sponsor are reasonably related to the experience of and expectations for the Plan.

We would be pleased to answer any questions on the material contained in this report or to provide explanation or further detail as may be appropriate.

Respectfully submitted,

NICOLAY CONSULTING GROUP



Gary E. Cline, ASA, MAAA, FCA, EA
Vice President & Chief Operating Officer

Table of Contents

Section	Page
I. Management Summary	
A) Highlights	1
B) Gap Analysis	2
C) 10-Year Projection of Employer Benefit Payments	3
D) Breakdown of Explicit and Implicit Liabilities.....	4
E) Funding Progress	5
II. GASB 75 Exhibits	
A) Schedule of Changes in Net OPEB Liability (Exhibit 1)	6
B) Derivation of Significant Actuarial Assumptions	7
C) Sensitivity Analysis (Exhibit 2)	8
D) Schedule of OPEB Expense for Fiscal Year Ended June 30, 2018 (Exhibit 3)	9
E) Interest on the Total OPEB Liability (Exhibit 4)	10
F) Earnings on Plan Fiduciary Net Position (Exhibit 5)	11
G) Schedule of Contributions (Exhibit 6)	12
H) Deferred Inflows/Outflows of Resources (Exhibit 7)	13
I) Schedule of Deferred Inflows/Outflows of Resources (Exhibit 8)	14
J) Journal Entry to Record the NOL for Fiscal Year Ended June 30, 2018 (Exhibit 9)	15
III. Data	
A) Summary of Demographic Information	16
B) Distribution of Participants by Age and Service	17

Table of Contents

Section	Page
IV. Plan Provision Summary	
A) Plan Description	19
V Actuarial Assumptions, Methods, and Considerations	
A) Actuarial Assumptions	20
B) Actuarial Methods	26
C) Actuarial Considerations	27
VI. Glossary	
A) Key Terms	29

Section I Management Summary

A) Highlights

Summary of Key Valuation Results

	2017
Disclosure elements as of measurement period ending June 30:	
<u>Present Value of Future Benefits:</u>	
Active	\$6,684,219
Retiree	<u>1,789,216</u>
Total	\$8,473,435
<u>Actuarial Accrued Liability or Total OPEB Liability (TOL)</u>	
Active	\$4,420,902
Retiree	<u>1,789,216</u>
Total	\$6,210,118
Plan Fiduciary Net Position (i.e Fair Value of Assets)	<u>351,278</u>
Net OPEB Liability (NOL)	\$5,858,840
Plan Fiduciary Net Position as a percentage of the TOL	6%
Aggregate OPEB Expense (Exhibit 3)	\$630,874
Covered Payroll	N/A
Schedule of contributions for plan year ending June 30:	
Actuarially determined contributions (Exhibit 6)	\$652,050
Actual contributions ⁽¹⁾	224,914
Contribution deficiency (excess)	\$427,136
Pay-As-You-Go Premiums	\$171,079
Demographic data for fiscal year ending June 30⁽²⁾:	
Number of active members	248
Number of retired members and beneficiaries	<u>60</u>
Total	308
Key assumptions as of June 30:	
Discount rate	6.85%
<u>Initial Trend Rate</u>	
Pre-65	8.00%
Post-65	5.50%
Ultimate Rate	5.00%
Year Ultimate Rate is Reached	2030
CalPERs minimum	4.00%

⁽¹⁾ Includes payments to trust and amounts paid directly by the plan sponsor

⁽²⁾ Census data as of January 31, 2017 is used in the measurement of the TOL as of June 30, 2017. See Section III for additional details on the demographic data.

Section I Management Summary

B) Gap Analysis

The Total OPEB Liability has increased \$453,555 from \$5,756,563 as of June 30, 2016 to \$6,210,118 as of June 30, 2017. This increase is due to expected benefit accruals and interest offset by expected benefit payments.

Interim Valuation

This report presents liabilities as of the measurement date that are based on an interim valuation.

GASB 75 allows plan sponsors to perform valuations biennially, meaning the results for a valuation can be rolled forward to up to two GASB 75 measurement dates. The valuation date can precede a GASB 75 measurement date as long as the results would not be materially different had an updated census been collected as of the measurement date. Therefore, if the District has had a significant shift in participant demographics between the valuation date and a GASB 75 measurement date, an updated census must be collected and a full valuation performed.

When a full valuation is performed the inputs to the valuation (participant census, plan provisions, assets, and actuarial assumptions and methods) are reviewed and updated.

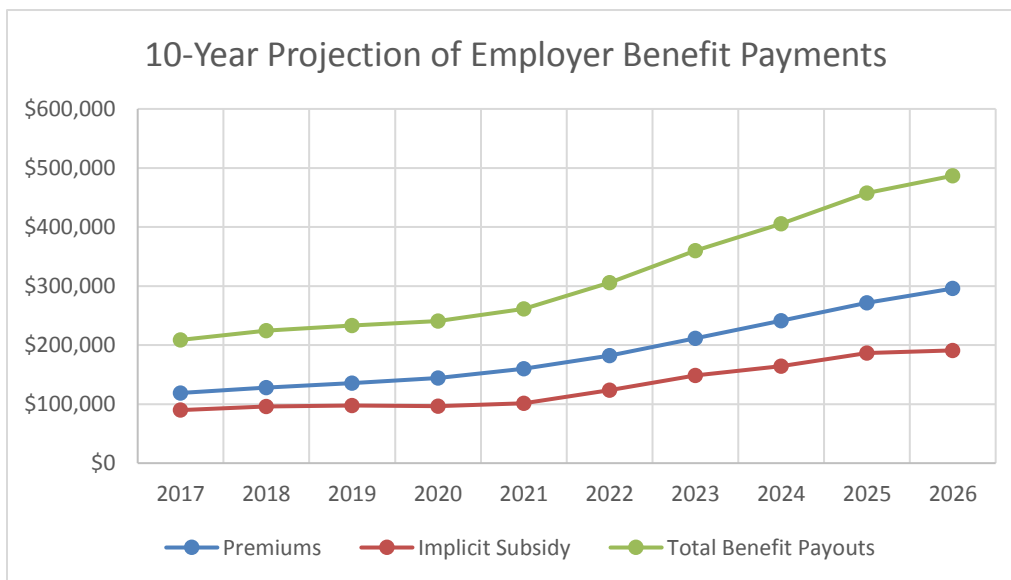
When an interim valuation is performed, both the census data and the assumptions and methods do not need to be updated. What does need to be updated in an interim valuation are assets, plan provision changes materially impacting the results, and the discount rate to the extent that it is based on a yield or index rate for a 20-year, tax exempt general obligation municipal bonds with an average rating of AA/Aa or higher.

Section I Management Summary

C) 10-Year Projection of Employer Benefit Payments

In this table we show the projected pay-as-you-go costs (employer's share of premiums), the implicit subsidy, and total expected benefit payments. The implicit subsidy reflects the shortfall of premiums versus the true cost of coverage. The shortfall exists because claims for active employees are combined with claims of retirees (who generally are older and cost more) to develop a single flat premium paid by both groups.

Fiscal Year Beginning 7/1	Premiums	Implicit Subsidy	Total
2017	\$118,885	\$89,871	\$208,756
2018	\$128,111	\$96,196	\$224,307
2019	\$135,506	\$97,597	\$233,103
2020	\$144,444	\$96,291	\$240,735
2021	\$159,905	\$101,158	\$261,063
2022	\$182,427	\$123,567	\$305,994
2023	\$211,654	\$148,565	\$360,219
2024	\$241,363	\$164,351	\$405,714
2025	\$271,460	\$186,297	\$457,757
2026	\$295,782	\$191,015	\$486,797



Section I Management Summary

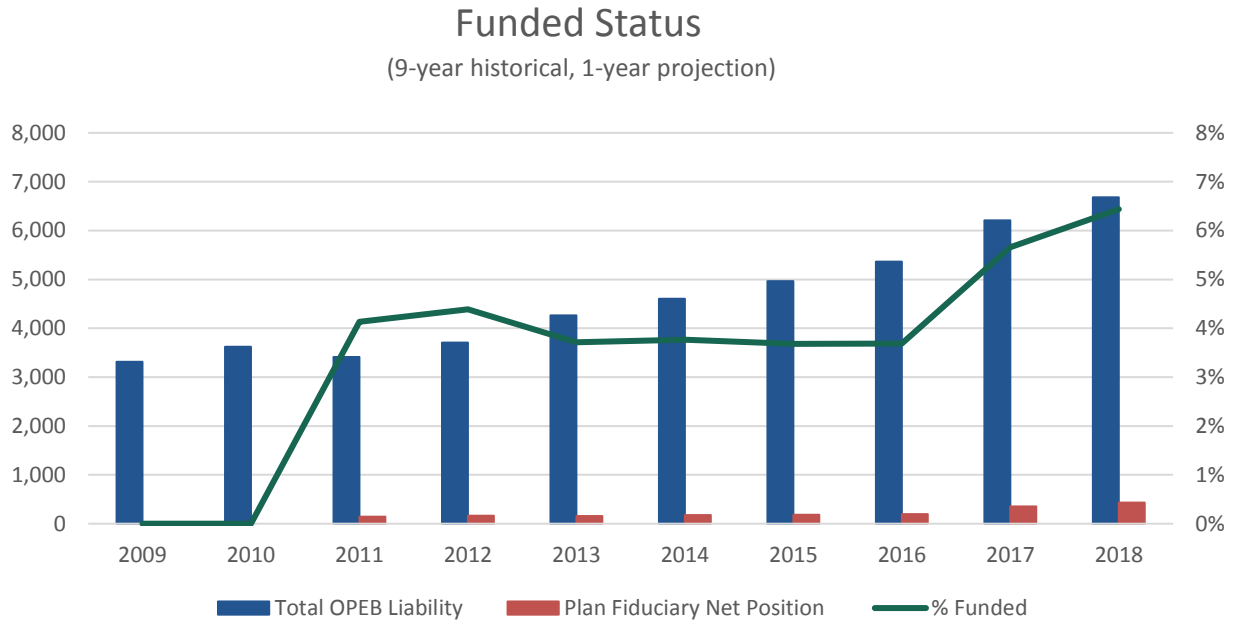
D) Breakdown of Explicit and Implicit Liabilities

	Explicit	Implicit	Total
Present Value of Future Benefits			
Actives	\$3,750,923	\$2,933,297	\$6,684,219
Retirees	<u>1,239,317</u>	<u>549,899</u>	<u>1,789,216</u>
Total	\$4,990,240	\$3,483,196	\$8,473,435
Actuarial Accrued Liability			
Actives	\$2,534,218	\$1,886,684	\$4,420,902
Retirees	<u>1,239,317</u>	<u>549,899</u>	<u>1,789,216</u>
Total	\$3,773,535	\$2,436,582	\$6,210,118
Normal Cost (BoY)	\$138,390	\$108,352	\$246,742

Section I Management Summary

E) Funding Progress

Below is an illustration of the funded status of the Plan for the past 9 years, and a projection of the next year looking forward:



Section II GASB 75 Exhibits

A) Schedule of Changes in Net OPEB Liability (Exhibit 1)

	2017
<u>Total OPEB Liability</u>	
Service cost	\$246,741
Interest	405,465
Change of benefit terms	0
Differences between expected and actual experience	(27,572)
Changes of assumptions	0
Benefit payments, including refunds of employee contributions	<u>(171,079)</u>
Net change in Total OPEB Liability	\$453,555
Total OPEB Liability – beginning (a)	<u>5,756,563</u>
Total OPEB Liability – ending (b)	\$6,210,11
<u>Plan Fiduciary Net Position</u>	
Contributions – employer	\$224,914
Contributions – employee	0
Net investment income	17,326
Benefit payments, including refunds of employee contributions	(171,079)
Administrative expense	(1,384)
Other	<u>0</u>
Net change in Plan Fiduciary Net Position	\$69,777
Plan Fiduciary Net Position – beginning (c)	\$281,501
Plan Fiduciary Net Position – ending (d)	\$351,278
Net OPEB Liability - beginning (a) – (c)	\$5,475,062
Net OPEB Liability – ending (b) – (d)	\$5,858,840
Plan Fiduciary Net Position as a percentage of the Total OPEB Liability	6%
Covered employee payroll⁽¹⁾	N/A
Plan Net OPEB Liability as percentage of covered employee payroll⁽¹⁾	N/A

¹ Covered payroll not available

Section II GASB 75 Exhibits

B) Derivation of Significant Actuarial Assumptions

Long-term Expected Rate of Return – As of June 30, 2017, the long-term expected rates of return for each major investment class in the Plan’s portfolio are as follows:

Investment Class	Target Allocation	Long-Term Expected Real Rate of Return ¹
Equity	58.00%	5.66%
Fixed Income	35.00%	1.41%
REITs	2.00%	5.06%
Cash	5.00%	0.00%

¹JPMorgan arithmetic Long Term Capital Market assumptions and expected inflation of 2.26%.

The above table shows the target asset allocation in the PARS Balanced investment policy.

Discount rate – The discount rate is based on a blend of (a) the long-term expected rate of return on assets for benefits covered by plan assets and a yield or index for 20-year, tax-exempt general obligation municipal bonds with an average rating of AA/Aa or better for benefits not covered by plan assets.

Above are the arithmetic long-term expected real rates of return by asset class for the next 10 years as provided in a report by JP Morgan. For years thereafter, returns were based on historical average index real returns over the last 30 years assuming a similar equity/fixed investment mix and a 2.26% inflation rate. Investment expenses were assumed to be 35 basis points per year. These returns were matched with cash flows for benefits covered by plan assets and the Bond Buyer 20-Bond General Obligation index was matched with cash flows not covered by plan assets to measure the reasonableness of the choice in discount rate.

	June 30, 2016	June 30, 2017
Discount Rate	6.85%	6.85%
Bond Buyer 20-Bond GO Index	2.85%	3.58%

Section II GASB 75 Exhibits

C) Sensitivity Analysis (Exhibit 2)

Sensitivity of the Net OPEB Liability to changes in the discount rate – The following presents the District’s Net OPEB Liability if it were calculated using a discount rate that is 1% point lower (5.85%) or 1% point higher (7.85%) than the current rate:

Sensitivity of the Net OPEB Liability to changes in the Trend rate – The following presents the District’s Net OPEB Liability if it were calculated using a trend table that is 1% point lower or 1% point higher than the current rate:

Net OPEB Liability as of 06/30/2017 measurement date: \$5,858,840

Sensitivity Analysis:

	NOL	\$ Change	%Change
Discount Rate			
+1%	\$5,071,960	(\$786,880)	(13%)
Base	\$5,858,840	-	-
-1%	\$6,829,086	\$970,246	17%
Trend Rate			
+1%	\$6,967,980	\$1,109,140	19%
Base	\$5,858,840	-	-
-1%	\$4,980,890	(\$877,950)	(15%)

Section II GASB 75 Exhibits

D) Schedule of OPEB Expense for Fiscal Year Ended June 30, 2018 (Exhibit 3)

Components of OPEB Expense

Service Cost	\$246,741
Interest on the Total OPEB Liability (Exhibit 4)	405,465
Changes on Benefit Terms	0
Recognized Differences between Expected and Actual Experience	(2,411)
Recognized Changes of Assumptions	0
Employee Contributions	0
Projected Earnings on OPEB Plan Investments (Exhibit 5)	(21,050)
Recognized Differences Between Projected and Actual Earnings on Plan Investments	745
Administrative Expense	1,384
Other Changes in Fiduciary Net Position	<u>0</u>
Aggregate OPEB Expense	\$630,874

Section II GASB 75 Exhibits

E) Interest on the Total OPEB Liability (Exhibit 4)

	Amount for Period a	Portion of Period b	Interest Rate c	Interest on the Total OPEB Liability a*b*c
Beginning Total OPEB Liability	\$5,756,563	100%	6.85%	\$394,325
Service Cost	\$246,741	100%	6.85%	16,902
Benefit payments, including refunds of employee contribution	(\$235,916)	50%	6.85%	<u>(5,762)</u>
Total Interest on the total OPEB liability				\$405,465

Section II GASB 75 Exhibits

F) Earnings on Plan Fiduciary Net Position (Exhibit 5)

Total Projected Earnings	Amount for Period a	Portion of Period b	Projected Rate of Return c	Projected Earnings a*b*c
Beginning Plan Fiduciary Net Position	\$281,501	100%	6.85%	\$19,283
Employer Contributions	\$289,751	50%	6.85%	7,576
Employee Contributions	\$0	50%	6.85%	0
Benefits payments, (including refunds of employee contributions)	(\$235,916)	50%	6.85%	(5,762)
Administrative Expense and Other	(\$1,384)	50%	6.85%	(47)
Total Projected Earnings				\$21,050

Comparison of Projected and Actual Earnings On Investments

Total Projected Earnings	\$21,050
Actual Net Investment Income	<u>17,326</u>
Net Difference Between Projected and Actual Earnings On Investments	\$3,724

Section II GASB 75 Exhibits

G) Schedule of Contributions¹ (Exhibit 6)

	Plan Year 2016 - 2017
Actuarially Determined Contribution ²	\$652,050
Covered-employee payroll ³	N/A
Contributions as a percentage of covered-employee payroll ³	N/A
Contributions to the Trust	120,771
Pay-go Payments by Employer Unreimbursed by the Trust	33,989
Active Implicit Rate Subsidy Transferred to OPEB	<u>70,154</u>
Total OPEB Contributions ¹	\$224,914

¹ ADC and Contributions are for the measurement period July 1, 2016 to June 30, 2017.

² Employers setting a discount rate based on the assumption that assets will be sufficient to cover all future benefit payments under the plan are assumed to annually make contributions equal to the actuarially determined contribution. Annual contributions made that are substantially less than the ADC would require additional support for use of a discount rate equal to the long-term expected return on trust assets. The ADC is based on the actuarial valuation as of the July 1, 2016 report

³ Covered-Employee Payroll represented above is based on covered-employee payroll provided by the employer. GASB 75 defines covered-employee payroll as the total payroll of employees that are provided OPEBs through the OPEB plan. Accordingly, if OPEB covered-employee payroll shown above is different than total earnings for covered-employees, the employer should display in the disclosure footnotes the payroll based on total earnings for the covered group and recalculate the required payroll-related ratios.

Section II GASB 75 Exhibits

H) Deferred Inflows/Outflows of Resources (Exhibit 7)

	Deferred Outflows of Resources	Deferred Inflows of Resources
Differences between expected and actual experience in the measurement of the TOL	\$0	\$25,161
Changes in assumptions	0	0
Net difference between projected and actual earnings of OPEB plan investments	2,979	0
Contribution to OPEB plan after measurement date ¹	<u>0</u>	<u>0</u>
Total	\$2,979	\$25,161

¹ To be determined as of the fiscal year ending 2018

Amounts reported as deferred outflows of resources and deferred inflows of resources related to OPEB will be recognized in OPEB expense as follows:

Fiscal Year Ended June 30	Deferred Outflows/(Inflows) of Resources
2019	(\$1,666)
2020	(1,666)
2021	(1,666)
2022	(1,667)
2023	(2,411)
Thereafter	<u>(13,106)</u>
	(\$22,182)

Section II GASB 75 Exhibits

I) Schedule of Deferred Inflows/Outflows of Resources (Exhibit 8)

Fiscal Year Established	Initial Amount	Deferred Outflows of Resources as of 06/30/17	Deferred Inflows of Resources as of 06/30/17	Initial Years	Years Left	Deferred Outflows/(Inflows) Recognized in Fiscal 2018
Changes in Assumption						
2017	<u>\$0</u>	<u>\$0</u>	<u>\$0</u>	11.4	10.4	<u>\$0</u>
Total	\$0	\$0	\$0			\$0
Difference Between Expected and Actual Plan Experience						
2017	<u>(\$27,572)</u>	<u>\$0</u>	<u>(\$25,161)</u>	11.4	10.4	<u>(\$2,411)</u>
Total	(\$27,572)	\$0	(\$25,161)			(\$2,411)
Net Difference Between Projected and Actual Earnings On Investments						
2017	<u>\$3,724</u>	<u>2,979</u>	<u>\$0</u>	5.0	4.0	<u>\$745</u>
Total	\$3,724	2,979	\$0			\$745
Changes in Benefit Terms						
2017	<u>\$0</u>	<u>\$0</u>	<u>\$0</u>	1.0	0.0	<u>\$0</u>
Total	\$0	\$0	\$0			\$0
<hr/>						
Total Balance:		\$2,979	(\$25,161)			(\$1,666)

Section II GASB 75 Exhibits

J) Journal Entry to Record the NOL for fiscal year-end June 30, 2018 (Exhibit 9)

	DR	CR
Net Position	\$5,881,022	\$0
DO-Experience	0	0
DO-Investment	2,979	0
DO-Contributions	0	0
DO-Assumptions	0	0
DI-Experience	0	25,161
DI-Investment	0	0
DI-Assumptions	0	0
NOL	0	5,858,840
	<hr/>	<hr/>
	\$5,884,001	\$5,884,001

Section III Data

A) Summary of Demographic Information

The participant data used in the valuation was provided by The District as of January 31, 2017. It is assumed that this data is representative of the population as of January 31, 2017. While the participant data was checked for reasonableness, the data was not audited, and the valuation results presented in this report are dependent upon the accuracy of the participant data provided. The table below presents a summary of the basic participant information for the active and retired participants covered under the terms of the Plan.

	Total
<u>Actives</u>	
Total Counts	248
Average Age	45
Average Service	14
<u>Retirees</u>	
Counts	
Under age 65	16
Age 65 and over	<u>44</u>
Total Counts	60
Average Age	70
Total Participants	308
<u>Covered Dependents of Retirees</u>	
Counts	
Spouses / Domestic Partners	18
Children	<u>0</u>
Total	18
Grand Total	326

Section III Data

B) Distribution of Participants by Age and Service

Distribution of Service Groups by Age Groups

Age Group	Retired ¹ Participants	Active Participant – Years of Service						Total
		0 - 4	5 - 9	10 - 14	15 - 19	20 - 24	25+	
< 25	0	9	0	0	0	0	0	9
25 - 29	0	19	4	0	0	0	0	23
30 - 34	0	12	10	2	0	0	0	24
35 - 39	0	15	10	8	4	0	0	37
40 - 44	0	5	5	6	4	1	0	21
45 - 49	0	6	2	5	12	5	2	32
50 - 54	0	6	6	5	8	2	1	28
55 - 59	3	6	2	4	9	7	2	30
60 - 64	13	5	3	3	5	4	6	26
65 - 69	14	4	5	0	2	0	2	13
> 70	30	1	0	0	2	1	1	5
Total	60	88	47	33	46	20	14	248²

1 Retired participants include retirees, disabled participants, and surviving family members. Does not include covered dependents.

2 Includes 68 part-time employees.

Section III Data

B) Distribution of Participants by Age and Service (continued)

Distribution of Certificated Employees by Service Groups and Age Groups

Age Group	Retired ¹ Participants	Active Participant – Years of Service						Total
		0 - 4	5 - 9	10 - 14	15 - 19	20 - 24	25+	
< 25	0	4	0	0	0	0	0	4
25 - 29	0	12	2	0	0	0	0	14
30 - 34	0	8	5	2	0	0	0	15
35 - 39	0	11	6	5	2	0	0	24
40 - 44	0	5	3	4	3	0	0	15
45 - 49	0	2	2	1	7	4	1	17
50 - 54	0	6	0	2	2	2	1	13
55 - 59	0	3	2	1	2	0	2	10
60 - 64	6	2	1	2	3	0	3	11
65 - 69	6	2	0	0	1	0	1	4
> 70	17	0	0	0	1	0	0	1
Total	29	55	21	17	21	6	8	128²

Distribution of Classified Employees by Service Groups and Age Groups

Age Group	Retired ¹ Participants	Active Participant – Years of Service						Total
		0 - 4	5 - 9	10 - 14	15 - 19	20 - 24	25+	
< 25	0	5	0	0	0	0	0	5
25 - 29	0	7	2	0	0	0	0	9
30 - 34	0	4	5	0	0	0	0	9
35 - 39	0	4	4	3	2	0	0	13
40 - 44	0	0	2	2	1	1	0	6
45 - 49	0	4	0	4	5	1	1	15
50 - 54	0	0	6	3	6	0	0	15
55 - 59	3	3	0	3	7	7	0	20
60 - 64	7	3	2	1	2	4	3	15
65 - 69	8	2	5	0	1	0	1	9
> 70	13	1	0	0	1	1	1	4
Total	31	33	26	16	25	14	6	120³

1 Retired participants include retirees, disabled participants, and surviving family members. Does not include covered dependents.

2 Includes 4 part-time employees.

3 Includes 64 part-time employees.

Section IV Plan Provision Summary

A) Plan Description

Eligibility and Benefits

Employees who retire at age 55 or older with 10 or more years of continuous District service are eligible to receive postemployment benefits from the District until they reach age 65. The District will contribute \$300 per month (prorated if the retiree was a part-time employee) toward the cost of postemployment medical, dental, vision and life insurance coverage. Retirees may elect any plan available through the CalPERS medical program and they may continue their enrollment in the District's dental and vision plans. A retiree life insurance plan is also available. Any remaining amount is paid directly to the retiree.

On September 1, 2008 the District joined the CalPERS medical program (PEMHCA). The District elected the "unequal" contribution approach in which District contributions will increase steadily; ultimately reaching 100% of the CalPERS Minimum Employer Contribution. Any employee who retires from the District and receives a PERS or STRS pension is eligible for this benefit. The benefit continues throughout the life of the retiree and surviving spouse, independently of the aforementioned stipend.

Pre-Medicare Premiums	Sacramento Area Plans			
	2017 Plan	EE	EE+SP	EE+Fam
	Anthem HMO Select	\$907.08	\$1,814.16	\$2,358.41
	Anthem HMO Traditional	\$1,286.4	\$2,572.82	\$3,344.67
	Blue Shield Access+	\$859.42	\$1,718.84	\$2,234.49
	HealthNet SmartCare	\$672.66	\$1,345.32	\$1,748.92
	Kaiser	\$690.56	\$1,381.12	\$1,795.46
	PERS Care	\$812.40	\$1,624.80	\$2,112.24
	PERS Choice	\$723.47	\$1,446.94	\$1,881.02
	PERS Select	\$641.47	\$1,282.94	\$1,667.82
	UnitedHealthcare	\$756.78	\$1,513.56	\$1,967.63
Medicare Premiums	2017 Plan	EE	EE+SP	EE+Fam
	Kaiser	\$300.48	\$600.96	\$901.44
	PERS Choice	\$389.76	\$779.52	\$1,169.28
	PERS Select	\$353.63	\$707.26	\$1,060.89
	PERS Care	\$353.63	\$707.26	\$1,060.89
	United Healthcare	\$324.21	\$648.42	\$972.63
PEMHCA Minimum				2017
				\$128.00

Plan Provision Changes

There have been no plan amendments since the last measurement date.

Section V Actuarial Assumption, Methods, & Considerations

A) Actuarial Assumptions

Discount Rate	6.85%, based on PARS Balanced investment policy
Net Investment Return	6.85%, based on PARS Balanced investment policy
Inflation	We assumed 2.26% annual inflation.
Payroll increases	3.25% annual increases.

Health Care Trend

Year Beginning	Increase in Premium Rates	
	Pre-65	Post-65
2018	8.00%	5.50%
2019	7.75%	5.25%
2020	7.50%	5.00%
2021	7.25%	5.00%
2022	7.00%	5.00%
2023	6.75%	5.00%
2024	6.50%	5.00%
2025	6.25%	5.00%
2026	6.00%	5.00%
2027	5.75%	5.00%
2028	5.50%	5.00%
2029	5.25%	5.00%
2030 and later	5.00%	5.00%

Section V Actuarial Assumption, Methods, & Considerations

A) Actuarial Assumptions (continued)

Plan Distribution for Calculating Baseline Cost	Plan	Pre-Medicare	Post-Medicare
	Anthem Blue Cross	1.6%	0.0%
	Blue Shield Access	1.6%	0.0%
	Health Net SmartCare	1.6%	0.0%
	Kaiser Permanente	82.8%	91.8%
	PERS Care	0.0%	2.0%
	PERS Choice	3.3%	2.0%
	PERS Select	7.4%	2.0%
	United Healthcare HMO	<u>1.6%</u>	<u>2.0%</u>
	Total	100%	100%

Baseline Cost Pre-Medicare: \$8,397 per year

Post-Medicare: \$3,689 per year

Administrative Expenses We assumed that the administrative expense were \$1,384 for the plan ending in June 30, 2017.

Health Plan Participation We assumed that 100% of eligible participants will participate.

Medicare Coverage We assumed 95% of eligible retirees will elect to participate in the District's program until they reach age 65. We assumed that upon reaching age 65 80% of eligible retirees will elect to continue coverage under a CalPERS medical plan.

Morbidity Factors CalPERS 2013 study

Population for Curving CalPERS 2013 study

Age-Weighted Claims Costs ¹	Age	Male	Female
	50	\$8,065	\$9,097
	55	\$10,806	\$10,436
	60	\$13,377	\$11,425
	65	\$3,011	\$2,821
	70	\$3,493	\$3,235
	75	\$3,849	\$3,848
	80	\$4,135	\$4,340
	85	\$4,242	\$4,535

Section V Actuarial Assumption, Methods, & Considerations

A) Actuarial Assumptions (continued)

Mortality*

Certificated and classified employees were treated separately; their mortality tables are described below.

The mortality rates used for classified employees are those used in the most recent CalPERS valuations.

Pre-Retirement: CalPERS 2014 Mortality pre-retirement

Post-Retirement: CalPERS 2014 Mortality post-retirement

Age	Sample Mortality Rates			
	Active Employees		Retired Employees	
	Male	Female	Male	Female
55	0.23%	0.14%	0.60%	0.42%
60	0.31%	0.18%	0.71%	0.44%
65	0.40%	0.26%	0.83%	0.59%
70	0.52%	0.37%	1.31%	0.99%
75	0.71%	0.53%	2.21%	1.72%
80	0.99%	0.81%	3.90%	2.90%
85	0.00%	0.00%	6.97%	5.24%
90	0.00%	0.00%	12.97%	9.89%

The mortality rates used for certificated employees are those used in the 2016 CalSTRS valuations, projected forward with the RP-2016 ultimate (2032) rates, increased by 10%.

Pre-Retirement: CalSTRS 2012 Mortality pre-retirement

Post-Retirement: CalSTRS 2012 Mortality post-retirement

Age	Sample Mortality Rates of Base Table			
	Active Employees		Retired Employees	
	Male	Female	Male	Female
55	0.16%	0.12%	0.37%	0.22%
60	0.27%	0.18%	0.49%	0.29%
65	0.46%	0.26%	0.70%	0.44%
70	0.82%	0.44%	1.12%	0.72%
75	1.45%	0.76%	2.00%	1.32%
80	2.56%	1.32%	3.67%	2.54%
85	-	-	7.06%	5.06%
90	-	-	13.57%	10.26%

Disability

Because of the anticipated low incidence of disability retirements we did not value disability.

Percent Married

We assumed that 30% of participating retirees will enroll a spouse.

* Source: NCG has not performed an experience study to select these assumptions. NCG has not observed materially consistent gains or consistent losses associated with these assumptions

Section V Actuarial Assumption, Methods, & Considerations

A) Actuarial Assumptions (continued)

Retirement * Certificated and classified employees were treated separately; their retirement tables are described below.

Certificated employees hired before prior to January 1, 2013 were evaluated using the Cal STRS retirement rates from the most recent evaluation. Certificated employees hired on or after January 1, 2013 were evaluated using the Cal STRS 2% @ 62 pension plan employees table.

Cal STRS 2016
Retirement Rates
(Male)

Age	Years of Service					
	5	10	15	20	25	30+
50	0.0%	0.0%	0.0%	0.0%	0.0%	0.0%
55	2.7%	2.7%	2.7%	2.7%	6.1%	2.7%
60	6.3%	6.3%	6.3%	6.3%	14.2%	6.3%
65	14.0%	14.0%	14.0%	14.0%	31.5%	14.0%
70	12.0%	12.0%	12.0%	12.0%	27.0%	12.0%
75	100.0%	100.0%	100.0%	100.0%	100.0%	100.0%

Cal STRS 2016
Retirement Rates
(Female)

Age	Years of Service					
	5	10	15	20	25	30+
50	0.0%	0.0%	0.0%	0.0%	0.0%	0.0%
55	3.5%	3.5%	3.5%	3.5%	7.9%	3.5%
60	7.0%	7.0%	7.0%	7.0%	15.8%	7.0%
65	17.0%	17.0%	17.0%	17.0%	38.3%	17.0%
70	14.0%	14.0%	14.0%	14.0%	31.5%	14.0%
75	100.0%	100.0%	100.0%	100.0%	100.0%	100.0%

Cal STRS 2% @ 62

Age	Male	Female
50	0.0%	0.0%
55	3.0%	4.0%
60	9.0%	9.0%
65	30.0%	30.0%
70	20.0%	20.0%
75	100.0%	100.0%

* Source: NCG has not performed an experience study to select these assumptions. NCG has not observed materially consistent gains or consistent losses associated with these assumptions

Section V Actuarial Assumption, Methods, & Considerations

A) Actuarial Assumptions (continued)

Retirement* (continued) Classified employees hired before prior to January 1, 2013 were evaluated using the Cal PERS school employees retirement rate. Classified employees hired on or after January 1, 2013 were evaluated using the 2014 Cal PERS Public Agency Misc. 2% @ 62 table.

2014 CalPERS school employees retirement rate	Years of Service					
	Age	5	10	15	20	25
	50	0.5%	0.9%	1.3%	1.5%	1.6%
	55	2.4%	4.8%	6.7%	7.9%	8.8%
	60	3.7%	7.3%	10.2%	12.1%	13.4%
	65	9.1%	18.0%	25.1%	29.7%	33.1%
	70	6.6%	13.1%	18.3%	21.6%	24.1%
	75	5.5%	10.8%	15.1%	17.9%	19.9%

2% @ 62	Years of Service					
	Age	5	10	15	20	25
	50	0.0%	0.0%	0.0%	0.0%	0.0%
	55	4.4%	5.6%	6.8%	8.0%	9.2%
	60	6.2%	7.8%	9.5%	11.2%	12.9%
	65	12.9%	16.4%	19.9%	23.4%	26.9%
	70	12.5%	16.0%	19.4%	22.8%	26.2%
	75	100.0%	100.0%	100.0%	100.0%	100.0%

* Source: NCG has not performed an experience study to select these assumptions. NCG has not observed materially consistent gains or consistent losses associated with these assumptions

Section V Actuarial Assumption, Methods, & Considerations

A) Actuarial Assumptions (continued)

Withdrawal Certificated and classified employees were treated separately; their retirement tables are described below.

Certificated employees were evaluated using the Cal STRS withdrawal rates. Selected rates are shown below.

STRS Withdrawal Rates	Service	Male	Female
	0	16.0%	15.0%
	5	3.5%	3.0%
	10	1.8%	1.8%
	15	1.2%	1.2%
	20	0.9%	0.9%
	25	0.7%	0.7%

Classified employees were evaluated using the CalPERS school employees withdrawal rates. Selected rates are shown below.

CalPERS School employees Withdrawal Rates	Age	Years of Service				
		0	5	10	15	20
	20	17.3%	12.0%	0.0%	0.0%	0.0%
	25	16.3%	10.9%	9.2%	0.0%	0.0%
	30	15.3%	9.8%	8.0%	7.7%	0.0%
	35	14.2%	8.7%	6.9%	6.5%	6.1%
	40	13.2%	7.6%	5.7%	5.3%	4.9%
	45	12.2%	6.5%	4.6%	4.2%	3.7%
	50	11.1%	1.4%	0.7%	0.5%	0.4%

Assumption Changes

There have been no assumption changes since the last measurement date.

Section V Actuarial Assumption, Methods, & Considerations

B) Actuarial Methods

Actuarial Cost Method	<p>Entry Age Normal</p> <p>An actuarial cost method under which the Actuarial Present Value of the Projected Benefits of each individual included in the valuation is allocated on a level basis over the earnings or service of the individual between entry age and assumed exit age(s). The portion of this Actuarial Present Value allocated to a valuation year is called the Normal Cost.</p>
Amortization Methodology	<p>We used straight-line amortization. For assumption changes and experience gains/losses, we assumed Average Future Working Lifetime, averages over all actives and retirees (retirees are assumed to have no future working years). For asset gains and losses, we assumed 5 years.</p>
Financial and Census Data	<p>The District provided the participant data, financial information and plan descriptions used in this valuation. The actuary has checked the data for reasonableness, but has not independently audited the data. The actuary has no reason to believe the data is not complete and accurate, and knows of no further information that is essential to the preparation of the actuarial valuation.</p>
Plan Fiduciary Net Position	<p>Market value of assets as of the measurement date</p>
Measurement Date	<p>June 30, 2017</p>
Valuation Date	<p>February 1, 2017. Results have been rolled forward (an actuarial adjustment) to June 30 2017.</p>
Funding Policy	<p>The District contributes 1% of payroll (employer contribution) plus pay-go for PEMHCA premiums not reimbursed by the trust.</p> <p>The 1% of payroll contribution is intended to cover the funding for the \$300 minimum benefit and the District is reimbursed by the trust annually for the cost of this benefit.</p>

Section V Actuarial Assumption, Methods, & Considerations

C) Actuarial Considerations

Health Care Reform

Health care delivery is going through an evolution due to enactment of Health Care Reform. The Patient Protection and Affordable Care Act (PPACA), was signed March 23, 2010, with further changes enacted by the Health Care and Education Affordability Reconciliation Act (HCEARA), signed March 30, 2010. This valuation uses various assumptions that may have been modified based on considerations under PPACA. This section discusses particular legislative changes that were reflected in our assumptions. We have not identified any other specific provision of PPACA that would be expected to have a significant impact on the measured obligation. As additional guidance on the Act continues to be issued, we'll continue to monitor impacts.

Individual Mandate

Under PPACA, individuals (whether actively employed or otherwise) must be covered by health insurance or else pay a penalty tax to the government. While it is not anticipated that the Act will result in universal coverage, it is expected to increase the overall portion of the population with coverage. We believe this will result in an increased demand on health care providers, resulting in higher trend for medical services for non-Medicare eligible retirees. (Medicare costs are constrained by Medicare payment mechanisms already in place, plus additional reforms added by PPACA and HCEARA.) While we believe that the mandate may result in somewhat higher participation overall, this issue would have a marginal impact since we assume 100% participation upon retirement.

Employer Mandate

Health Care Reform includes various provisions mandating employer coverage for active employees, with penalties for non-compliance. Those provisions do not directly apply to the postemployment coverage included in this valuation.

Section V Actuarial Assumption, Methods, & Considerations

C) Actuarial Considerations (continued)

Medicare Advantage Plans	Effective January 1, 2011, the Law provides for reductions to the amounts that would be provided to Medicare Advantage plans starting in 2011. We considered the effect of these reductions in federal payments to Medicare Advantage plans when setting our trend assumption.
Expansion of Child Coverage to Age 26	Health Care Reform mandates that coverage be offered to any child, dependent or not, through age 26, consistent with coverage for any other dependent. We assume that this change has been reflected in current premium rates. While this plan covers dependents, we do not currently assume non-spouse dependent coverage other than for firefighters. We believe the impact this assumption has on the valuation is immaterial due to the lack of retirees that have had or are expected to have non-spouse dependents for any significant amount of time during retirement.
Elimination of Annual or Lifetime Maximums	Health Care Reform provides that annual or lifetime maximums have to be eliminated for all “essential services.” We assume that current premium rates already reflect the elimination of any historic maximums.
Cadillac Tax (High Cost Plan Excise Tax)	<p>The PPACA legislation added a new High-Cost Plan Excise Tax (also known as the “Cadillac Tax”) starting in calendar year 2022. For valuation purposes, we assumed that the value of the tax will be passed back to the plan in higher premium rates.</p> <ul style="list-style-type: none">• The tax is 40% of the excess of (a) the cost of coverage over (b) the limit. We modeled the cost of the tax by calculating (a) using the working rates projected with trend. We calculated (b) starting with the statutory limits (\$10,200 single and \$27,500 family), adjusted for the following:<ul style="list-style-type: none">○ Limits will increase from 2018 to 2019 by 4.25% (CPI plus 1%);○ Limits will increase after 2019 by 3.25% (CPI); and○ For retirees over age 55 and not on Medicare, the limit is increased by an additional dollar amount of \$1,650 for single coverage and \$3,450 for family coverage.• Based on the above assumptions, we estimate that the tax will apply as early as 2028 for some of the District’s pre-Medicare plans. In addition, we estimate that the tax will not apply for the District’s post-Medicare plans.

Section VI Glossary

A) Key Terms

Annual OPEB Expense	The amount recognized by an employer in each accounting period for contributions to a defined benefit OPEB plan on the modified accrual basis of accounting.
Deferred outflows and inflows of resources related to OPEB	Deferred outflows of resources and deferred inflows of resources related to OPEB arising from certain changes in the collective net OPEB liability or collective total OPEB liability
Covered Payroll	Annual compensation paid (or expected to be paid) to active employees covered by an OPEB plan, in aggregate.
Net OPEB Liability (NOL)	The liability of employers and non-employer contributing entities to plan members for benefits provided through a defined benefit OPEB plan that is administered through a trust that meets the criteria of the GASB Statements.
Normal Cost or Service Cost	The portion of the Total Present Value of Future Benefits attributed to employee service during the current fiscal year by the actuarial cost method. These terms are used interchangeably.
Other Postemployment Benefits (OPEB)	Retiree health care benefits and post-employment benefits provided separately from a pension plan (excluding termination offers and benefits).
Plan Fiduciary Net Position (FNP)	Set equal to the market value of assets as of the measurement date.
Present Value of Future Benefits (PVFB)	The value, as of the valuation date, of the projected benefits payable to all members for their accrued service and their expected future service, discounted to reflect the time value (present value) of money and adjusted for the probabilities of retirement, withdrawal, death and disability.
Total OPEB Liability (TOL)	The portion of the actuarial present value of projected benefit payments that is attributed to past period of member service in conformity with the GASB Statements. The total OPEB liability is the liability of employers and non-employer contributing entities to plan members for benefits provided through a defined benefit OPEB plan that is not administered through a trust that meets the criteria of the GASB Statements.

BOARD OF TRUSTEES
RIVER DELTA UNIFIED SCHOOL DISTRICT
445 Montezuma Street
Rio Vista, CA 94571-1651



BOARD AGENDA BRIEFING

Meeting Date: August 14, 2018 Attachments: X
From: Elizabeth Keema-Aston, Chief Business Officer Item Number: 13

SUBJECT Request to Approve Resolution #749 authorizing Temporary Inter-fund Transfers of Special or Restricted Monies for FY 2018-19. Action: X
Consent Action: _____
Information Only: _____

Background:

This resolution will allow the district to temporarily borrow funds within those on deposit at the Sacramento County Treasury in River Delta's fund accounts. This is strictly on a short term basis and is allowed by Education Code Section 42603 which provides districts the ability to temporarily borrow between funds to satisfy operating costs.

Status: Currently, the district has positive balances in various funds that can be transferred as needed to meet operating costs. Education Code Section 42603 provides the authorization for districts to borrow between funds and sets limitations on this type of borrowing. The authorization and limitations are stated in the attached resolution.

Presenter: Elizabeth Keema-Aston, Chief Business Officer

Other People Who Might Be Present: Not Applicable

Cost &/or Funding Sources: Not Applicable

Recommendation:

That the Board approves Resolution #749 authorizing temporary borrowing between funds for FY 2018-19

Time: 5 mins.

RIVER DELTA UNIFIED SCHOOL DISTRICT

RESOLUTION NO. 749

**ESTABLISH TEMPORARY
INTERFUND TRANSFERS
OF SPECIAL OR RESTRICTED FUND MONEYS**

WHEREAS, the governing board of any school district may direct that moneys held in any fund or account may be temporarily transferred to another fund or account of the district for payment of obligations as authorized by Education Code Section 42603; and

WHEREAS, the transfer shall be accounted for as temporary borrowing between funds or accounts and shall not be available for appropriation or be considered income to the borrowing fund or account; and

WHEREAS, amounts transferred shall be repaid either in the same fiscal year, or in the following fiscal year if the transfer takes place within the final 120 calendar days of a fiscal year.

NOW THEREFORE, BE IT RESOLVED that the Board of Trustees of the River Delta Unified School District, in accordance with the provisions of Education Code section 42603 adopts the following authorization for fiscal year 2018-19 to temporarily transfer funds between the following funds provided that all transfers are approved by the Superintendent or his designee:

General Fund #01
Adult Education #11
Child Development Fund #12
Cafeteria Fund #13
Spec. Reserve (Non-Capital) Fund #17
Building Fund Capital Projects Fund #21
SFID #1 – South (GO Bond) Fund #22
SFID #2-North (GO Bond) Fund #23
Capital Facilities (Developer Fees) Fund # 25
State School Facilities Fund #35
Capital Proj.-Blended Component Fund #49

PASSED AND ADOPTED the 14th day of August 2018 by the Board of Trustees of the River Delta Unified School District of Sacramento County, California, by the following vote:

AYES:
NOES:
ABSENT:
ABSTENTIONS:

IN WITNESS WHEREOF, I, Marilyn Riley, Clerk of the Board of Trustees of the River Delta Unified School District of Sacramento County, California, certify that the foregoing is a full, true, and correct copy of Resolution No. 749 adopted by the said Board at a Regular Business meeting thereof held at a regular public place of meeting and the resolution is on file in the office of said Board.

Marilyn Riley, Clerk
Board of Trustees
River Delta Unified School District

August 14, 2018
Date

BOARD OF TRUSTEES
RIVER DELTA UNIFIED SCHOOL DISTRICT
445 Montezuma Street
Rio Vista, CA 94571-1651



BOARD AGENDA BRIEFING

Meeting Date: August 14, 2018

Attachments: X

From: Don Beno, Superintendent

Item Number: 14

SUBJECT

Request to approve the Resolution #750 approving student absence verification methods

Action: X

Consent Action: _____

Information Only: _____

Background:

The Board of Trustees believes that regular attendance plays an important role in student achievement. The Board shall work with parents/guardians and students to ensure their compliance with all state attendance laws and may use appropriate legal means to correct problems of chronic absence or truancy.

Status:

Board Policy 5113 states that The Board shall, by resolution entered into its minutes, approve reasonable methods that may be used to verify student absences due to illness or quarantine. (5 CCR 421)

Presenter: Don Beno

Other People Who Might Be Present: Staff

Cost &/or Funding Sources

No cost to the district

Recommendation:

That the Board approves Resolution #750 methods used to verify student absences due to illness or quarantine. (5 CCR 421).

Time: 5 mins.

RIVER DELTA UNIFIED SCHOOL DISTRICT

**RESOLUTION NO. #750
APPROVING STUDENT ABSENCE
VERIFICATIN METHODS**

WHEREAS, the Governing Board believes that regular attendance plays an important role in student achievement; and

WHEREAS, student absence due to illness or quarantine shall be excused pursuant to California Education Code §48205; and

WHEREAS, student absence due to illness or quarantine may be excused via medical documentation, physical examination, or parental verification; and

WHEREAS, a regulation adopted by the California Department of Education, 5 CCR 421, provides that verification methods of absences due to illness or quarantine must be approved by the Governing Board entered into its minutes; and

NOW THEREFORE BE IT RESOLVED that the Board of Trustees of the River Delta Unified School District adopts the following list of Professionals or Designated Employees verify student absence due to illness or quarantine using reasonable methods of verification as described above:

SCHOOL OR PUBLIC HEALTH NURSE
PHYSICIAN
PRINCPAL/VICE PRINCIPAL
ATTENDANCE CLERK/OFFICE MANAGER/OFFICE ASSISTANT

PASSED AND ADOPTED the 14th day of August 2018, by the Board of Trustees of the River Delta Unified School District of Sacramento County, California, by the following roll call vote:

AYES:
NOES:
ABSENT:
ABSTENTIONS:

IN WITNESS WHEREOF, I, Marilyn Riley, Clerk of the Board of Trustees of the River Delta Unified School District of Sacramento County, California, certify that the foregoing is a full, true, and correct copy of Resolution No. 750 adopted by the said Board at a Regular Business meeting thereof held at a regular public place of meeting and the resolution is on file in the office of said Board.

Marilyn Riley, Clerk
Board of Trustees
River Delta Unified School District

August 14, 2018

(Date)